



# 2004 Sun Devil Baseball

ASU Media Relations  
(P) 480-965-6594  
(F) 480-965-5408  
Baseball SID Contact: Jeff Evans  
E-Mail: Jeff.Evans@asu.edu  
Website: www.TheSunDevils.com

2004 Record: 30-13, 7-8 Pac-10  
2004 Home Record: 20-9  
2004 Road/Neutral Record: 10-4  
2004 vs. Ranked Opponents: 13-3  
ASU All-Time Record: 2,347-1,149-6  
Head Coach: Pat Murphy (763-362-4)

## 2004 Schedule and Results

(30-13, 7-8 Pac-10)

DATE	OPPONENT	RESULT/TIME
2/6	Florida State (#18)	W, 2-1
2/7	Florida State (#18)	W, 10-9
2/8	Florida State (#18)	W, 12-6
2/13	CS Northridge^	W, 13-3
2/14	Utah^	W, 11-0
2/15	Oklahoma^	L, 0-6
2/16	Gonzaga	W, 10-7
2/20	Lamar#	L, 4-5
2/21	Memphis#	W, 7-0
2/22	Rice# (#1)	W, 3-1
2/24	Arizona (#16)	W, 4-0
2/27	UConn	W, 18-2
2/28	UConn	W, 16-5
2/29	UConn	W, 18-11
3/5	East Carolina (#18)	W, 7-6
3/6	East Carolina (#18)	W, 6-5
3/7	East Carolina (#18)	W, 7-5
3/12	Tulane (#11)	L, 3-5
3/13	Tulane (#11)	W, 11-3
3/14	Tulane (#11)	W, 5-1
3/16	Oklahoma State (#33)	W, 3-2
3/17	Oklahoma State (#33)	W, 16-6
3/19	California*	L, 7-9
3/20	California*	L, 8-20
3/21	California	W, 8-4
3/26	Washington*	L, 1-11
3/27	Washington*	W, 9-4
3/28	Washington*	L, 6-8
4/2	USC*	W, 10-3
4/3	USC*	L, 5-14
4/4	USC*	L, 3-10
4/8	Oral Roberts (#24)	L, 7-9
4/9	Oral Roberts (#24)	W, 5-1
4/10	Oral Roberts (#24)	L, 5-6
4/12	Arizona	W, 9-5
4/16	at UCLA*	W, 12-4
4/17	at UCLA*	W, 4-3
4/18	at UCLA*	L, 10-11
4/23	at Washington State*	W, 17-5
4/24	at Washington State*	W, 5-2
4/25	at Washington State*	L, 4-8
4/27	at Wichita State (#7)	W, 10-9
4/28	at Wichita State (#7)	W, 4-3
5/3	New Mexico State	7 p.m.
5/4	New Mexico State	7 p.m.
5/14	Oregon State*	7 p.m.
5/15	Oregon State*	7 p.m.
5/16	Oregon State*	1 p.m.
5/18	at New Mexico	7 p.m.
5/19	at New Mexico State	6 p.m.
5/21	at Arizona*	7 p.m.
5/22	at Arizona*	7 p.m.
5/23	at Arizona*	1 p.m.
5/28	at Stanford* (#2)	6 p.m.
5/29	at Stanford* (#2)	1 p.m.
5/30	at Stanford* (#2)	1 p.m.

\* Pac-10 Game,

^ Coca-Cola Classic (Surprise, Ariz.)

# Coca-Cola Rice Baseball Classic (Houston, Texas)

Sports Weekly/ESPN #14	Baseball America #20
Collegiate Baseball #17	BoysWorld RPI #7

## No. 14 Arizona State Sun Devils Look To Continue Winning Ways With Two-Game Series Against Streaking New Mexico State

Game 44-45



**Arizona State Sun Devils (30-13, 7-8 Pac-10)**

#14 Sports Weekly/ESPN; #17 Collegiate Baseball; #20 Baseball America; #7 BoysWorld RPI

**New Mexico State Aggies (30-15-1, 10-8 Sun Belt)**

Home 30-31



Tempe, Ariz. • Packard Stadium (4,200) • May 3-4, 2004

### PROBABLE PITCHERS

**May 3 vs. New Mexico State, 7 p.m. PST**

NMSU - Eric Pilon, LHP (0-0, 24.92 ERA)

ASU - Jason Urquidez, RHP (8-2, 3.25 ERA)

**May 4 vs. New Mexico State, 7 p.m. PST**

NMSU - Zach Cobb, RHP (1-0, 8.78 ERA)

ASU - Jeff Mousser, RHP (4-3, 3.65 ERA)

### ASU vs. NEW MEXICO STATE

All-Time Record vs. NMSU: ..... 26-2

Last Year: ..... ASU 15, NMSU 0 (NCAA Regional)

### NATIONAL RANKINGS

**Arizona State** (30-13) has won seven of their last nine games and has moved back into the *Baseball America* and *Collegiate Baseball* national polls. The Devils top out in the rankings at No. 14 in the ESPN/Sports Weekly Coaches poll. ASU is also ranked No. 20 by *Baseball America* and No. 17 by *Collegiate Baseball*. It marks the 92nd straight week the Sun Devils have been ranked in the national polls dating back to the start of the 2000 season. New Mexico State (30-15-1) has been ranked as high as No. 28 by the NCBWA.

### MEDIA EXPOSURE

Both games against New Mexico State will be broadcast live in the Valley with Tim Healey and Bob Eger calling all the action from Packard Stadium. Both games will be carried live on KDUS 1060 AM and over the internet at [www.TheSunDevils.com](http://www.TheSunDevils.com). All games are also available on [www.TheSunDevils.com](http://www.TheSunDevils.com). Every game during the 2004 season will also have the statistical GameTracker on [www.TheSunDevils.com](http://www.TheSunDevils.com).

### DID YOU KNOW?

The Sun Devils have won seven of their last nine games and are 13-3 against ranked opponents this season... ASU has played 27 of its 43 games (63%) against teams that have been ranked in at least one national poll this season... Dustin Pedroia is tied for fourth with a .389 career batting average and is tied for fifth with 277 career hits in the ASU record books... Josh Asanovich is 10-for-18 (.556) over his last five games with four multi-hit games... ASU has scored in double-digits in 15 games this season, including four of the last nine games.

### What's On Tap:

The Sun Devil Baseball team (30-13, 7-8 Pac-10) returns home after finishing a successful eight-game road trip with a 6-2 record. The Devils host New Mexico State (30-15-1) to a two-game non-conference series at Packard Stadium. ASU will play its next five games at home before taking back to the road for a regular season-ending road trip. The Devils have won seven of their last nine games and are currently tied for fourth place with fourth place in the Pac-10. Following the two-game series with New Mexico State, the Sun Devils will take nine days off to concentrate on final exams before hosting Oregon State to a crucial three-game Pac-10 series (May 14-16) at Packard Stadium.

### A Successful Road Trip:

ASU is coming off a successful eight-game road trip that saw the team win a pair of Pac-10 series and take two games from No. 7 Wichita State. ASU took two of three games each from UCLA and Washington State. The Devils then took to the road and swept the nationally ranked Shockers to improve to 13-3 against ranked opponents this season and finish the trip with a 6-2 record. ASU hit .338 during the road trip, tabbing 20 doubles, seven home runs and maintained a stellar .984 fielding percentage. The pitching staff limited the opponent to a .256 batting average. ASU is now 10-4 away from Packard Stadium this season.

### Quick Hits:

- Of ASU's 43 games this season, 27 have been played against teams that have been ranked or are currently ranked.
- Junior shortstop Dustin Pedroia has hits in 37 of ASU's 43 games and leads the Pac-10 hitting .419 with 21 2B.
- The Devils have used 38 different starting batting lineups and 28 different positional lineups this season.
- Josh Asanovich is second on the team hitting .358 and is 10-for-18 in his last five games.
- Jason Urquidez is second in the Pac-10 with a 8-2 record and leads the team with a 3.25 ERA.
- The Devils have been ranked in 92 consecutive national polls dating back to the start of the 2000 season.
- Freshman closer Zechry Zinicola has two wins and three saves in his last eight outings (1.20 ERA, 17 K).
- The Sun Devils are 23-5 in non-conference games this season and 17-3 at Packard Stadium.
- 10th year head coach Pat Murphy needs 10 more wins to record his 400th as a Sun Devil.
- Senior RHP Jeff Mousser has won his last three starts to improve to 4-3 on the season.
- Junior OF Jeff Larish has a current nine-game hitting streak to raise his season average to .288.



ARIZONA STATE UNIVERSITY

# Sun Devil Baseball 2004

## 2004 National Polls

### Baseball America (5/3)

1.	Stanford	35-6
2.	Texas	42-8
3.	Rice	33-7
4.	Miami, Fla.	33-9
5.	Louisiana State	34-12
6.	East Carolina	38-6
7.	South Carolina	32-12
8.	Arkansas	32-14
9.	Long Beach State	30-12
10.	Notre Dame	35-9
11.	Florida	34-12
12.	Mississippi	33-14
13.	Tulane	32-14
14.	Texas A&M	35-14
15.	Virginia	36-9
16.	Oral Roberts	37-8
17.	Wichita State	30-9
18.	Southern Mississippi	33-13
19.	Oklahoma	28-18
20.	Arizona State	30-13
21.	Washington	26-14
22.	UC Irvine	28-13
23.	Oklahoma State	29-15
24.	Central Florida	34-10
25.	North Carolina	31-11

### Sports Weekly/ESPN (5/3)

1.	Stanford	35-6
2.	Texas	42-8
3.	Rice	33-7
4.	Miami	33-9
5.	LSU	34-12
6.	South Carolina	32-12
7.	East Carolina	38-6
8.	Long Beach State	30-12
9.	Texas A&M	35-14
10.	Florida	34-12
11.	Notre Dame	35-9
12.	Wichita State	30-9
13.	Tulane	32-14
14.	Arizona State	30-13
15.	Mississippi	33-14
16.	North Carolina	31-11
17.	Arkansas	32-14
18.	Virginia	36-9
19.	Southern Mississippi	33-12
20.	Auburn	29-17
21.	Tennessee	33-13
22.	Nebraska	30-14
23.	Oral Roberts	37-8
24.	Vanderbilt	31-13
25.	UC Irvine	28-13-1

### Collegiate Baseball (5/3)

1.	Stanford	35-6
2.	Texas	42-8
3.	Rice	33-7
4.	Miami, Fla.	33-9
5.	LSU	34-12
6.	East Carolina	38-6
7.	Virginia	36-9
8.	Notre Dame	35-9
9.	Arkansas	32-14
10.	Florida	34-12
11.	Long Beach State	30-12
12.	Wichita State	30-9
13.	Clemson	27-16
14.	Oral Roberts	37-8
15.	North Carolina	31-11
16.	Washington	26-14-1
17.	Arizona State	30-13
18.	Mississippi	33-14
19.	Georgia	30-15
20.	South Carolina	32-12
21.	Georgia Tech	27-17
22.	Tennessee	33-13
23.	Tulane	32-14
24.	Florida State	29-16
25.	Oklahoma State	29-15

## Pedroia For National Player of the Year:

Junior shortstop Dustin Pedroia is a leading candidate for Pac-10 and National Player of the Year honors. Through 43 games, Pedroia leads Pac-10 in hitting at .419 (75-for-179) with 57 runs scored, 21 doubles, eight home runs and 40 RBI. He has hits in 37 of ASU's 43 games, including 22 multi-hit affairs and four games with two or more doubles. Pedroia also leads the Pac-10 in runs scored (57), hits (75), doubles (21), total bases (120), on-base percentage (.514) and is third with a .670 slugging percentage. As a sophomore, Pedroia hit .404 (120-for-297) and was named the Pac-10 Co-Player of the Year. He led the NCAA with 34 doubles, setting the ASU and Pac-10 single-season record and tied for third all-time in the NCAA record books. With 21 doubles this season, Pedroia now has 68 in his career, ranking fourth in the ASU career record books. He also has recorded 277 hits to rank tied for fifth and his career .389 batting average (277-for-712) ranks tied for fourth in the ASU record books. He has played and started all 169 games of his Sun Devil career and has recorded at least one hit in 144 games (85%). He has also recorded 86 career multi-hit games and is a .392 career hitter in 60 Pac-10 games (104-for-265). He was a two-year starter for the USA Baseball National Team and was named to the all-tournament team in the 2003 Pan American Games in Santo Domingo, Dominican Republic. Here is a look at Pedroia's season/career highlights and statistics:

- Hitting .419 overall (75-for-179) with 21 doubles, eight home runs and a .514 on-base percentage.
- Leads the Pac-10 in several categories, including hitting (.419), runs (57), hits (75), total bases (120) and doubles (21).
- Has hits in 37 of 43 games this season and leads the team with 29 extra base hits.
- Has a pair of 10-game hitting streaks this season and seven career streaks of 10 or more games.
- Tied for the team lead with eight home runs and has 13 in his career. Entered the season with only five career homers.
- Has recorded 22 multi-hit games this season and 90 in his career. He has eight three-hit games and four, four-hit contests this season.
- Rated as the No. 28 overall position player by Baseball America for the 2004 MLB Draft.
- A career .389 (277-for-712) hitter to rank tied for fifth in hits (277) and tied for fourth in batting average in the ASU record books.
- Has recorded at least one hit in 144 of 169 career games (85%) and has started every game of his career.
- Has hit 68 career doubles, ranking fourth in the ASU career record books. He needs two more doubles to rank third.
- Set the ASU and Pac-10 single-season record with 34 doubles in 2003. Old ASU record was 30 by Chris Bando in 1978.
- Named the 2003 Pac-10 Co-Player of the Year with Stanford's Ryan Garko and was a first-team All-American.
- Played for the USA Baseball National Team in 2002 and 2003, leading Team USA to a bronze medal in the Pan Am Games.
- Named the 2003 Defensive Player of the Year, he has a career .973 fielding percentage with only 20 errors in 754 total chances.
- Played for the USA Baseball National Team in 2002 and 2003, leading Team USA to a bronze medal in the Pan Am Games.

Year	Avg	GP-GS	AB	R	H	2B	3B	HR	RBI	BB	SO	SB-ATT
2002....	.347	58-58	236	51	82	13	2	1	45	24	19	5-9
2003....	.404	68-68	297	83	120	34	3	4	52	36	13	3-7
2004....	.419	43-43	179	57	75	21	0	8	40	33	10	5-10
<b>TOTAL...</b>	<b>.389</b>	<b>169-169</b>	<b>712</b>	<b>191</b>	<b>277</b>	<b>68</b>	<b>5</b>	<b>13</b>	<b>137</b>	<b>93</b>	<b>42</b>	<b>13-26</b>

## Pedroia Times Two:

Junior shortstop Dustin Pedroia is a doubles machine. Through ASU's first 43 games, Pedroia has 21 doubles to lead the Pac-10. He has picked up right where he left off in 2003, setting an ASU and Pac-10 record while leading the NCAA with 34 doubles. In 161 career games, the Woodland, Calif., native has 68 doubles to rank fourth in the ASU record books.

## Pedroia Ranks Sixth With 267 Career Hits:

With 277 career hits, junior shortstop Dustin Pedroia moved into the top five in the ASU career record books. He recently passed Barry Bonds (1983-85), who had 247 during his three years in Tempe and is now tied for fifth with Mikel Moreno (1995-98). Pedroia needs 23 more hits to reach the 300-hit plateau and currently has 90 career multi-hit games. He is also tied for ninth with 712 career at bats. The all-time school record is 322 set by Clay Westlake from 1973-76.

## 2004 ARIZONA STATE BASEBALL PROJECTED STARTING LINEUP

Arizona State Sun Devils (30-13 Overall, 7-8 Pac-10)

Batting Order	No.	Name (B/T)	Pos	Ht	Wt	Yr	Notes/Key Stats
1	2	Dustin Pedroia (R/R)	SS	5-8	180	Jr.	Leads Pac-10 hitting .419 with 21 2B, 8 HR, 40 RBI.
2	4	Travis Buck (L/R)	RF	6-3	210	So.	Hitting .342 with eight HR, 12 2B, 49 RBI.
3	11	Jeff Larish (L/R)	LF	6-2	195	Jr.	Current 9-game hitting streak to raise average to .288.
4	37	Zechry Zinicola (R/R)	DH	6-1	205	Fr.	Two-way player who is hitting .263 with 2 HR, 17 RBI.
or	16	Nick Cadena (R/R)	DH	6-1	200	So.	Power to all fields. Hitting .234 with 2 HR and 10 RBI.
or	19	Joel Bocchi (R/R)	DH	5-11	190	Jr.	Hitting .300 with 3 2B and 10 RBI. .500 as pinch-hitter.
5	15	Josh Asanovich (R/R)	3B	6-0	190	Jr.	ASU's hottest hitter going 10-for-18 in last 5 games.
6	39	Tuffy Gosewisch (R/R)	C	5-10	185	Jr.	Johnny Bench Candidate hitting .349 with 32 RBI.
7	9	Colin Curtis (L/L)	CF	6-0	190	Fr.	Hitting .303 with four HR and 26 RBI. Freshman AA.
8	10	Joe Persichina (L/R)	1B	6-0	180	Fr.	12-for-27 in last 9 games. Hitting .349 overall.
or	32	Chris Cook (R/R)	1B	6-5	215	Jr.	Backup first baseman hitting .318 with 3 HR, 11 RBI.
9	20	Nick Walsh (L/R)	2B	5-7	176	Sr.	Leads team hitting .409 in Pac-10 play. .349 overall.
or	6	Seth Dhaenens (L/R)	3B	6-1	175	Fr.	Solid defense at hot corner. Hitting .253 overall.

### Probable Pitching Rotation:

Day	No.	Name	Pos	Ht	Wt	Yr	Notes/Key Stats
5/3	34	Jason Urquidez	RHP	6-1	165	Jr.	8-2 with 3.25 ERA in 12 starts. Beat No. 1 Rice!
5/4	35	Jeff Mousser	RHP	6-2	215	Sr.	Senior transfer (BYU). Won last three (4-3, 3.65 ERA).
Rel	47	Ty Marotz	RHP	6-2	200	Jr.	JC Transfer who is 0-0 with 4.76 ERA in 17.0 IP.
Rel	40	Pat Bresnehan	RHP	6-1	205	Fr.	Reliever who is 3-2 with five saves and 5.15 ERA.
Rel	37	Zechry Zinicola	RHP	6-1	205	Fr.	Moved back to closer role. 2 W, 3 SV in last 8 games.
Rel	45	Erik Averill	LHP	6-2	190	So.	Veteran lefty who is 3-2 with 4.97 ERA this year.
Rel	26	Pat Cassa	LHP	5-10	165	Fr.	Struggling lately, but is 2-1 with 5.65 ERA in 16 G.
Rel	21	Quentin Andes	RHP	6-2	194	Fr.	3-1 with two SV and 5.68 ERA in 14 G (19.0 IP).

\*Rotation/Starting Lineup Subject to Change



# Sun Devil Baseball 2004

## Sun Devil Player Updates

### Quentin Andes, RHP

21

#### SEASON/CAREER HIGHLIGHTS:

Has appeared in 14 games, all coming in relief... is 3-1 with two saves on the year... earned the save against Florida State (2/8) with four strikeouts in 2.1 innings in his ASU debut... picked up first career win while giving up one hit in 0.2 innings against East Carolina (3/5)... picked up two wins in the series sweep over the nationally ranked ECU Pirates... a native of Albuquerque, N.M., Andes was drafted in the 34th round by the Minnesota Twins.

Year	ERA	W-L	App	GS	CG	SHO/CBO	SV	IP	H	R	ER	BB	SO
2004....	5.68	3-1	14	0	0	0/0	2	19.0	22	13	12	11	17
TOTAL...	5.68	3-1	14	0	0	0/0	2	19.0	22	13	12	11	17

### Josh Asanovich, INF

15

#### SEASON/CAREER HIGHLIGHTS:

Has appeared in 34 games this season, making 26 starts... has made 14 starts at second base, nine starts at third base and three at designated hitter... currently ASU's second-leading hitter at .358 (34-for-95) with 26 runs, seven doubles, one triple, three home runs and 24 RBI... especially hot over his last nine games, going 12-for-27 (.444) with 11 runs and nine RBI... current three-game hitting streak (8-for-12, .667)... season-high six-game hitting streak (4/3-4/16) in which he was 10-for-20 (.500)... has raised his season batting average 102 points from Mar. 17... went 2-for-2 with season-high four RBI and four runs scored against UConn (2/29)... hit a three-run home run against California (3/21) for first longball as a Sun Devil... went 5-for-7 in two games against Wichita State.

Year	Avg	GP-GS	AB	R	H	2B	3B	HR	RBI	BB	SO	SB-ATT
2004....	.358	34-26	95	26	34	7	1	3	24	13	12	4-6
TOTAL...	.358	34-26	95	26	34	7	1	3	24	13	12	4-6

### Erik Averill, LHP

45

#### SEASON/CAREER HIGHLIGHTS:

Has made 18 appearances with three coming as starts... is 3-2 with a 4.97 ERA... experienced best success out of the bullpen going 3-1 with a 4.12 ERA in 43.2 innings as a reliever... in his last three relief appearances, has given up only one run in 9.1 innings... helped ASU to a 4-3 win over UCLA with 3.2 perfect innings... his outing against the Bruins included getting his older brother, Brandon, to ground out to shortstop on the first pitch... threw 4.2 perfect innings against nationally ranked Tulane (3/12)... tied season high with four strikeouts against Arizona (4/12) in 3.2 innings... was a 2003 Freshman All-American after going 8-2 with a 3.66 ERA.

Year	ERA	W-L	App	GS	CG	SHO/CBO	SV	IP	H	R	ER	BB	SO
2003....	3.66	8-2	20	15	0	0/3	0	86.0	87	41	35	19	61
2004....	4.97	3-2	18	3	0	0/0	0	54.1	53	34	30	16	36
TOTAL...	4.17	11-4	38	18	0	0/3	0	140.1	140	75	65	35	97

### Josh Blake, LHP

41

#### SEASON/CAREER HIGHLIGHTS:

Freshman left-hander who has made 10 pitching appearances... is 1-0 with a 6.32 ERA... all 10 appearances have come out of the bullpen... earned the win with three solid innings against Oklahoma State (3/17)... struck out season-high four batters in ASU debut against Florida State (2/8)... also struck out four in 4.1 shutout innings against California (3/20)... gave up one hit in three shutout innings to combined with classmate Pat Cassa on a 7-0 shutout victory over Memphis... cousin of former Wichita State All-American and current Cleveland Indian Casey Blake.

Year	ERA	W-L	App	GS	CG	SHO/CBO	SV	IP	H	R	ER	BB	SO
2004....	6.32	1-0	10	0	0	0/1	1	15.2	20	14	11	12	11
TOTAL...	6.32	1-0	10	0	0	0/1	1	15.2	20	14	11	12	11

### Joel Bocchi, C/DH

19

#### SEASON/CAREER HIGHLIGHTS:

Backup catcher and designated hitter who has played in 24 games and made 13 starts... 12 starts at DH and one at catcher... hitting .300 (15-for-50) with three doubles and 10 RBI... ASU's top pinch-hitter going 4-for-8 (.500) off the bench... went 2-for-4 with two runs and two RBI in 16-7 win over Oklahoma State... also had two hits and two runs scored against Cal State Northridge (2/13)... had a six-game hitting streak from Mar. 12 (Tulane) until Apr. 2 (USC), going 7-for-14 (.500).

Year	Avg	GP-GS	AB	R	H	2B	3B	HR	RBI	BB	SO	SB-ATT
2002....	.214	17-8	28	3	6	1	1	0	3	6	5	0-0
2003....	.318	43-22	85	17	27	7	0	2	21	11	23	1-1
2004....	.300	24-13	50	8	15	3	0	0	10	8	10	0-0
TOTAL...	.294	84-43	163	28	48	11	1	2	34	25	38	1-1

### Brett Bordes, LHP

49

#### SEASON/CAREER HIGHLIGHTS:

Has made nine pitching appearances and five starts this season... projected to be one of ASU's top starters, but has battled arm soreness and wildness this season... is 2-0 with 7.50 ERA this season... recorded career-high 10 strikeouts in six innings against Arizona (2/24) to pick up win... also earned the win with four strikeouts in six innings against Washington (3/27)... has struck out 31 and walked 23 in 24.0 IP this season.

Year	ERA	W-L	App	GS	CG	SHO/CBO	SV	IP	H	R	ER	BB	SO
2003....	3.21	1-1	27	0	0	0/2	0	28.0	21	12	10	28	27
2004....	7.50	2-0	9	5	0	0/1	0	24.0	26	20	20	23	31
TOTAL...	5.19	3-1	36	5	0	0/3	0	52.0	47	32	30	51	58

### Pat Bresnehan, RHP

40

#### SEASON/CAREER HIGHLIGHTS:

Hard-throwing freshman reliever who leads the team with 19 appearances... is 3-2 with five saves and a 5.15 ERA... currently third in the ASU freshman record books with five saves... started the season on a tear, with a 3-0 record and five saves and a 1.25 ERA after his first 11 appearances... in his last eight games has given up 24 hits and 14 walks in his last 15.0 IP for a 10.80 ERA... recorded season-high seven strikeouts in five innings of relief against Gonzaga (2/16) to earn the win... had a stretch of 22.0 scoreless innings before being ended against California (3/21)... drafted in the 23rd round by the Kansas City Royals in 2003.

Year	ERA	W-L	App	GS	CG	SHO/CBO	SV	IP	H	R	ER	BB	SO
2004....	5.15	3-2	19	1	0	0/1	5	36.2	36	27	21	24	39
TOTAL...	5.15	3-2	19	1	0	0/1	5	36.2	36	27	21	24	39

### Travis Buck, OF

4

#### SEASON/CAREER HIGHLIGHTS:

One of ASU's top offensive leaders while starting all 43 games this season... has made 42 starts in right field and one in center field... invited to the USA Baseball National Team Trials... hitting .342 (55-for-161) with 12 doubles, eight home runs and leads the team with 49 RBI... current six-game hitting streak (.357, 10-for-28)... has recorded at least one hit in 33 of 43 games and one RBI in 25 of 43 games... has 14 multi-hit games this season and 36 in his career... also leads the team with 13 multi-RBI performances this season... became first Sun Devil since Oddibe McDowell in 1984 to earn back-to-back Pac-10 Player of the Week awards (Mar. 2, Mar. 9)... named National Player of the Week after going 10-for-12 (.833) with 13 RBI in three games against Connecticut... hit a home run in five straight games from Feb. 29-Mar. 12... went 5-for-5 with eight RBI against UConn (2/29)... also went 4-for-5 with four RBI and tied the ASU single-game record with four doubles against UConn (2/28)... went 3-for-3 with four RBI and three walks against Florida State (2/8).

Year	Avg	GP-GS	AB	R	H	2B	3B	HR	RBI	BB	SO	SB-ATT
2003....	.326	66-65	239	59	78	13	3	4	46	35	28	12-14
2004....	.342	43-43	161	44	55	12	0	8	49	37	28	8-10
TOTAL...	.333	109-108	400	103	133	25	3	12	95	72	56	20-24





# Sun Devil Baseball 2004

## Sun Devil Player Updates

### Nick Cadena, DH/OF

16

#### SEASON/CAREER HIGHLIGHTS:

Redshirt sophomore who is hitting .234 with two home runs and 10 RBI this season... struggling as of late with only one hit in his last 15 at-bats (.067)... went 3-for-3 with two runs scored off the bench against Connecticut (2/27)... hit first home run of the season against California (3/20)... hit game-tying home run in seventh inning against Washington (3/28)... has made 10 starts this season, with nine coming at DH and one in right field... went 5-for-11 (.455) during season-high three-game hitting streak (3/28-4/4).

Year	Avg	GP-GS	AB	R	H	2B	3B	HR	RBI	BB	SO	SB-ATT
2002....	.239	38-19	92	14	22	2	0	6	28	6	23	1-1
2003....	.429	5-0	7	2	3	1	0	0	1	2	1	0-0
2004....	.234	30-10	64	8	15	2	0	2	10	2	14	1-1
<b>TOTAL...</b>	<b>.245</b>	<b>73-29</b>	<b>163</b>	<b>24</b>	<b>40</b>	<b>5</b>	<b>0</b>	<b>8</b>	<b>39</b>	<b>10</b>	<b>38</b>	<b>2-2</b>

### Pat Cassa, LHP

26

#### SEASON/CAREER HIGHLIGHTS:

Crafty left-hander who is 2-1 with one save and a 5.65 ERA this season... has struggled lately giving up four home runs and 10 earned runs in his last four outings (19.29 ERA)... has made 16 pitching appearances with four starts... has career-high nine strikeouts and gave up only one hit in six innings to pick up win over Memphis (2/21).

Year	ERA	W-L	App	GS	CG	SHO/CBO	SV	IP	H	R	ER	BB	SO
2004....	5.65	2-1	16	4	0	0/1	1	36.2	37	28	23	18	31
<b>TOTAL...</b>	<b>5.65</b>	<b>2-1</b>	<b>16</b>	<b>4</b>	<b>0</b>	<b>0/1</b>	<b>1</b>	<b>36.2</b>	<b>37</b>	<b>28</b>	<b>23</b>	<b>18</b>	<b>31</b>

### Chris Cook, 1B

32

#### SEASON/CAREER HIGHLIGHTS:

Backup first baseman who has played in 29 games and made 14 starts... hitting .318 with three home runs and 11 RBI... hitting .370 (10-for-27) with 10 runs scored in Pac-10 play... currently in a stretch where is just 2-for-12 in his last four games... went 4-for-4 with four RBI, two doubles and a home run against Connecticut (2/27)... has recorded six multi-hit games... scored season-high three runs against Washington State (4/23)... a junior college transfer from Mesa CC where he was a third-team All-American in 2003.

Year	Avg	GP-GS	AB	R	H	2B	3B	HR	RBI	BB	SO	SB-ATT
2004....	.318	29-14	66	16	21	5	0	3	11	6	23	1-1
<b>TOTAL...</b>	<b>.318</b>	<b>29-14</b>	<b>66</b>	<b>16</b>	<b>21</b>	<b>5</b>	<b>0</b>	<b>3</b>	<b>11</b>	<b>6</b>	<b>23</b>	<b>1-1</b>

### Colin Curtis, CF

9

#### SEASON/CAREER HIGHLIGHTS:

Freshman center fielder who has started 42 of ASU's 43 games... named a midseason Freshman All-American by *Baseball America*... hitting .303 (44-for-145) with 10 doubles, four home runs and 26 RBI... has not hit a home run since Feb. 28 game against UConn, a span of 29 games... has recorded at least one hit in 29 of 42 games and has 12 multi-hit contests... went 3-for-5 with three runs and four RBI against Florida State (2/7)... hit a game-tying two-run double in the ninth inning and scored the game-winning run in ASU's 10-9 come-from-behind victory... went 3-for-5 with a pair of doubles against California (3/21)... hit opposite field home runs in back-to-back games against Connecticut (2/27-28)... hit .393 (11-for-28) during his season-high nine-game hitting streak earlier in the year (2/15-2/29).

Year	Avg	GP-GS	AB	R	H	2B	3B	HR	RBI	BB	SO	SB-ATT
2004....	.303	42-42	145	30	44	10	0	4	26	27	29	8-10
<b>TOTAL...</b>	<b>.303</b>	<b>42-42</b>	<b>145</b>	<b>30</b>	<b>44</b>	<b>10</b>	<b>0</b>	<b>4</b>	<b>26</b>	<b>27</b>	<b>29</b>	<b>8-10</b>

### Seth Dhaenens, 3B

6

#### SEASON/CAREER HIGHLIGHTS:

Redshirt freshman infielder who is used primarily as a defensive specialist... hitting .253 (19-for-75) with 22 runs scored and five RBI... has drawn 21 walks this season, including five games with two or more walks... has made 23 starts (all at third base) and has appeared in 35 games... first career hit was a run-scoring double against Lamar (2/20)... has recorded five multi-hit games, including back-to-back two-hit contests against Oral Roberts (4/8-9)... hit .280 (7-for-25) during a season-high six-game hitting streak (3/13-3/20).

Year	Avg	GP-GS	AB	R	H	2B	3B	HR	RBI	BB	SO	SB-ATT
2004....	.253	35-23	75	22	19	2	0	0	5	21	16	2-6
<b>TOTAL...</b>	<b>.253</b>	<b>35-23</b>	<b>75</b>	<b>22</b>	<b>19</b>	<b>2</b>	<b>0</b>	<b>0</b>	<b>5</b>	<b>21</b>	<b>16</b>	<b>2-6</b>

### Tuffy Gosewisch, C

39

#### SEASON/CAREER HIGHLIGHTS:

Johnny Bench Catcher of the Year candidate... hitting .349 (51-for-146) with two home runs and 32 RBI... also had 10 doubles and has recorded 16 multi-hit games... played in all 43 games and made 42 starts behind the dish... calls his own pitches... leads the Sun Devils with six game-winning RBI... an academic standout with a 3.31 GPA as a marketing major... had the game-winning two-run double with two outs in the ninth inning on opening night against Florida State (2/6)... went 3-for-3 with two RBI against East Carolina (3/7)... had a bases clearing three-run double that proved to be the game-winning against USC ace Ian Kennedy (4/2)... went 2-for-2 with two RBI and two runs in series opening win over UCLA (4/16)... had three-run double against Washington State (4/23)... has three separate six-game hitting streaks this season and a current three-game streak (.400, 4-for-10).

Year	Avg	GP-GS	AB	R	H	2B	3B	HR	RBI	BB	SO	SB-ATT
2002....	.128	30-12	39	6	5	0	0	0	2	4	12	0-0
2003....	.340	59-45	144	41	49	9	0	2	41	22	19	2-2
2004....	.349	43-42	146	28	51	10	0	2	32	24	24	0-1
<b>TOTAL...</b>	<b>.319</b>	<b>132-99</b>	<b>329</b>	<b>75</b>	<b>105</b>	<b>19</b>	<b>0</b>	<b>4</b>	<b>75</b>	<b>50</b>	<b>55</b>	<b>2-3</b>

### Jeff Larish, OF

11

#### SEASON/CAREER HIGHLIGHTS:

Junior All-American who is coming around after a slow start... hampered by a wrist injury earlier in the season... current nine-game hitting streak to raise his season average to .288 (49-for-170)... hitting .350 (14-for-40) with 10 RBI during current hitting streak... has a string of four straight multi-hit performances... second on the team with 16 doubles behind Dustin Pedroia (21)... started 41 of 43 games this season, all coming in left field... currently playing his third position in three years at ASU (3B in 2002, 1B in 2003)... has three home runs, including an estimated 480-foot blast at Wichita State... has recorded 14 multi-hit games and 11 multi-RBI games this season... went 3-for-6 with four RBI against Oklahoma State (3/17)... went 2-for-4 with three RBI and home run against Tulane (3/13)... a career .335 hitter (178-for-532) with 24 home runs... named a first-team preseason All-American for 2004 and one of the top prospects for the 2004 MLB Draft... had a remarkable sophomore season in 2003, hitting .372 with 18 doubles and 18 home runs while walking 78 times... led Team USA with eight home runs over the summer while winning a Silver Medal in the Pan Am Games.

Year	Avg	GP-GS	AB	R	H	2B	3B	HR	RBI	BB	SO	SB-ATT
2002....	.328	34-33	128	31	42	4	3	3	24	29	19	0-1
2003....	.372	65-64	234	80	87	18	2	18	95	78	42	3-5
2004....	.288	41-41	170	28	49	16	0	3	36	25	40	2-6
<b>TOTAL...</b>	<b>.335</b>	<b>140-138</b>	<b>532</b>	<b>139</b>	<b>178</b>	<b>38</b>	<b>5</b>	<b>24</b>	<b>155</b>	<b>132</b>	<b>101</b>	<b>5-12</b>



# Sun Devil Baseball 2004

## Sun Devil Player Updates

### Ty Marotz, RHP

47

#### SEASON/CAREER HIGHLIGHTS:

Junior right-handed pitcher who has been solid out of the bullpen... is 0-0 with a 4.76 ERA in 13 appearances this season... most effective out of the bullpen with a team-leading 3.60 ERA as a reliever in 15.0 IP... has allowed only three of 19 inherited runners score this season... has inherited the bases loaded four times this season and allowed only one run to score... has made two starts, but lasted only a combined two innings... struck out season-high four batters in 2.1 innings of relief against Oral Roberts (4/10)... a junior college transfer from Mesa Community College.

Year	ERA	W-L	App	GS	CG	SHO/CBO	SV	IP	H	R	ER	BB	SO
2004....	4.76	0-0	13	2	0	0/1	0	17.0	15	11	9	10	18
<b>TOTAL...</b>	<b>4.76</b>	<b>0-0</b>	<b>13</b>	<b>2</b>	<b>0</b>	<b>0/1</b>	<b>0</b>	<b>17.0</b>	<b>15</b>	<b>11</b>	<b>9</b>	<b>10</b>	<b>18</b>

### Ryan McKenna, OF

17

#### SEASON/CAREER HIGHLIGHTS:

Backup outfielder who is hitting .208 (5-for-24) while appearing in 21 games... made three starts, all coming at designated hitter... hit ASU's first triple of the season against UConn (2/27)... went 2-for-3 with two runs and three RBI against the Huskies in that game... 1-for-1 with a run-scoring single against Arizona (4/12) off the bench.

Year	Avg	GP-GS	AB	R	H	2B	3B	HR	RBI	BB	SO	SB-ATT
2001....	.286	30-10	49	13	14	1	0	0	8	11	9	2-3
2002....	.265	39-20	83	15	22	3	1	1	15	14	18	2-3
2004....	.208	21-3	24	5	5	1	1	0	4	2	6	0-0
<b>TOTAL...</b>	<b>.263</b>	<b>90-33</b>	<b>156</b>	<b>33</b>	<b>41</b>	<b>5</b>	<b>2</b>	<b>1</b>	<b>27</b>	<b>27</b>	<b>33</b>	<b>4-6</b>

### Jeff Mousser, RHP

35

#### SEASON/CAREER HIGHLIGHTS:

Senior transfer from BYU who is 4-3 with a 3.65 ERA... has made 12 starts this season... ASU's opening day starter against Florida State... has won his last three outings to improve to 4-3 after starting the season 1-3... over his last three starts has allowed only 16 hits and six earned runs in the last 22.1 IP (2.42 ERA)... threw a complete-game against Washington State (4/23)... gave up one unearned run in 6.1 innings against nationally ranked Wichita State... struck out season-high six against Cal State Northridge (2/13).

Year	ERA	W-L	App	GS	CG	SHO/CBO	SV	IP	H	R	ER	BB	SO
2001....	6.38	3-0	12	4	0	0/0	0	36.2	47	30	26	11	35
2002....	4.88	9-4	19	12	1	0/0	1	90.1	109	68	49	38	73
2003....	6.40	5-7	16	16	3	1/0	0	95.2	117	77	68	49	38
2004....	3.65	4-3	12	12	1	0/0	0	66.2	58	33	27	26	31
<b>TOTAL...</b>	<b>5.29</b>	<b>21-14</b>	<b>59</b>	<b>44</b>	<b>4</b>	<b>1/0</b>	<b>1</b>	<b>289.1</b>	<b>331</b>	<b>208</b>	<b>170</b>	<b>124</b>	<b>177</b>

*\*\*Played 2001-03 at BYU\*\**

### Dustin Pedroia, SS

2

#### SEASON/CAREER HIGHLIGHTS:

National Player of the Year candidate... preseason All-American and Midseason Junior of the Year (Baseball America)... Golden Spikes Award Watch List... leads the Pac-10 hitting .419 (75-for-179)... has 21 doubles, five home runs and five stolen bases... has a .670 slugging percentage and a .514 on-base percentage... has recorded 22 multi-hit games this season and 90 in his career... has recorded two hitting streaks of 10 or more games this season and seven in his career... current five-game streak in which he is 10-for-24 (.417)... eight three-hit games and four, four-hit contests... has at least one hit in 37 of 43 games... has started all 43 games at shortstop... made only eight errors for a .963 fielding percentage and has helped turn 33 double plays... a career .389 hitter to ranked tied for fourth in the ASU career record books... also tied for fifth with 277 career hits and ninth with 712 career at-bats... has 68 career doubles to rank fourth after setting the ASU and Pac-10 single-season record with 34 doubles last season... two-year starter at shortstop for the USA Baseball National Team... the 2003 National Defensive Player of the Year.

Year	Avg	GP-GS	AB	R	H	2B	3B	HR	RBI	BB	SO	SB-ATT
2002....	.347	58-58	236	51	82	13	2	1	45	24	19	5-9
2003....	.404	68-68	297	83	120	34	3	4	52	36	13	3-7
2004....	.419	43-43	179	57	75	21	0	8	40	33	10	5-10
<b>TOTAL...</b>	<b>.389</b>	<b>169-169</b>	<b>712</b>	<b>191</b>	<b>277</b>	<b>68</b>	<b>5</b>	<b>13</b>	<b>137</b>	<b>93</b>	<b>42</b>	<b>13-26</b>

### Joe Persichina, INF

10

#### SEASON/CAREER HIGHLIGHTS:

Freshman infielder who can play all four infield positions... has played in 41 games and made 32 starts... 29 starts at first base and three at second base... tied for third on the team hitting .349 (38-for-109) with five doubles, one triple, one home run and 18 RBI... hitting .444 (12-for-27) in his last nine games... career-high four hits going 4-for-5 with two runs scored against Washington State (4/23)... went 1-for-3 with three-run triple against Oral Roberts (4/8)... hit first career home run against Memphis (2/21)... went 3-for-4 with game-winning single with two outs in the bottom of the ninth inning in 10-9 victory over Florida State (2/7)... has recorded 10 multi-hit games and three multi-RBI games... has three separate three-game hitting streaks this season.

Year	Avg	GP-GS	AB	R	H	2B	3B	HR	RBI	BB	SO	SB-ATT
2004....	.349	41-32	109	23	38	5	1	1	18	16	12	2-3
<b>TOTAL...</b>	<b>.349</b>	<b>41-32</b>	<b>109</b>	<b>23</b>	<b>38</b>	<b>5</b>	<b>1</b>	<b>1</b>	<b>18</b>	<b>16</b>	<b>12</b>	<b>2-3</b>

### Jason Urquidez, RHP

34

#### SEASON/CAREER HIGHLIGHTS:

Ace of the Sun Devil pitching staff going 8-2 with a 3.25 ERA... has made 14 pitching appearances, with 12 starts... has a 2.96 ERA as a starter... named to the Clemens Award (National Pitcher of the Year) Watch List... second in the Pac-10 with eight wins and third in the league in ERA... has 61 strikeouts in 69.1 IP... has gone five or more innings in eight of his 12 starts... earned Pac-10 and National Pitcher of the Week honors after throwing a complete-game, three-hitter against No. 1 and defending national champion Rice (2/22)... struck out seven and walked only two and gave up only one run against the Owls... struck out season-high nine batters in ASU debut against Florida State (2/8)... a junior college transfer from Central Arizona College... named a JC All-American in 2003 and was 19-5 in his JC career... helped CAC win the 2002 JUCO World Series and was named to the all-tournament team.

Year	ERA	W-L	App	GS	CG	SHO/CBO	SV	IP	H	R	ER	BB	SO
2004....	3.25	8-2	14	12	1	0/1	0	69.1	64	28	25	34	61
<b>TOTAL...</b>	<b>3.25</b>	<b>8-2</b>	<b>14</b>	<b>12</b>	<b>1</b>	<b>0/1</b>	<b>0</b>	<b>69.1</b>	<b>64</b>	<b>28</b>	<b>25</b>	<b>34</b>	<b>61</b>

### Nick Walsh, 2B

20

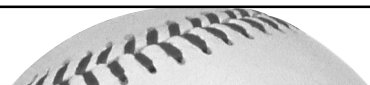
#### SEASON/CAREER HIGHLIGHTS:

Fifth-year senior who is a true utility player... has played in 37 games and made 30 starts... made 26 starts at second base, one at first base and three at designated hitter... hitting .349 (38-for-109) with six doubles and 19 RBI... ASU's leading hitter in Pac-10 play at .409 (18-for-44) with 12 runs scored... ranks sixth in league with his .409 batting mark in Pac-10 play... has recorded 10 multi-hit games and has at least one hit in 22 of his 30 starts... went 10-for-14 (.714) during a three-game stretch against USC and Oral Roberts... went 4-for-5 with three runs against USC (4/2)... had four straight two-hit games against Oral Roberts, Arizona and UCLA... hit a game-tying two-run double against UCLA (4/17) in ASU's 4-3 win... tied a career-high with an eight-game hitting streak from 4/9 (ORU) to 4/25 (WSU)... went 12-for-30 (.400) during the streak... a career .308 hitter with 18 doubles and 91 walks.

Year	Avg	GP-GS	AB	R	H	2B	3B	HR	RBI	BB	SO	SB-ATT
2001....	.264	44-21	91	26	24	3	0	1	15	31	9	2-5
2002....	.219	41-14	64	19	14	2	0	0	9	20	12	4-5
2003....	.353	56-26	119	37	42	7	1	0	23	22	14	3-5
2004....	.349	37-30	109	24	38	6	0	0	19	18	7	5-9
<b>TOTAL...</b>	<b>.308</b>	<b>178-91</b>	<b>383</b>	<b>106</b>	<b>118</b>	<b>18</b>	<b>1</b>	<b>1</b>	<b>66</b>	<b>91</b>	<b>42</b>	<b>14-24</b>



# Sun Devil Baseball 2004



## Sun Devil Player Updates

### Travis Webb, LHP

50

#### SEASON/CAREER HIGHLIGHTS:

Freshman left-handed pitcher who is 0-0 with a 8.10 ERA in seven appearances this year... struck out a batter in his first outing as a Sun Devil against Utah (2/14)... came in and got a key out against nationally ranked Tulane (3/14) to preserve a 5-1 victory... threw a scoreless inning against Oklahoma State (3/17)... a native of Spokane, Wash.... father and uncle played baseball at Washington State University... uncle is former NBA guard Craig Ehlo.

Year	ERA	W-L	App	GS	CG	SHO/CBO	SV	IP	H	R	ER	BB	SO
2004....	8.10	0-0	7	0	0	0/1	0	3.1	8	10	3	7	3
<b>TOTAL...</b>	<b>8.10</b>	<b>0-0</b>	<b>7</b>	<b>0</b>	<b>0</b>	<b>0/1</b>	<b>0</b>	<b>3.1</b>	<b>8</b>	<b>10</b>	<b>3</b>	<b>7</b>	<b>3</b>

### Zechry Zinicola, RHP/DH

37

#### SEASON/CAREER HIGHLIGHTS:

A two-way player for the Sun Devils who starts at designated hitter and has moved into the closer role on the mound... raw power at the plate and has a 95 mph fastball on the mound... is 4-2 with four saves and a 3.70 ERA on the mound... has made 17 pitching appearances with four starts... is 1-0 with a 3.38 ERA as a starter... currently tied for third in the ASU freshman record books with four saves... earned a pair of saves in ASU's two-game sweep of No. 7 Wichita State... over his last eight outing has gone 2-1 with three saves and given up only two runs in 15.0 innings (1.20 ERA) while striking out 17 batters... at the plate is hitting .263 (15-for-57) while making 18 starts (all at DH)... ASU's first true two-way player since Richy Leon in 1998... hit a game-winning three-run home run in the bottom of the eighth inning against East Carolina (3/5)... had the game-winning sacrifice fly and earned the win on the mound against UCLA (4/17)... matched that feat a week later against Washington State (4/24).

Year	Avg	GP-GS	AB	R	H	2B	3B	HR	RBI	BB	SO	SB-ATT
2004....	.263	32-18	57	10	15	3	0	2	17	8	19	0-0
<b>TOTAL...</b>	<b>.263</b>	<b>32-18</b>	<b>57</b>	<b>10</b>	<b>15</b>	<b>3</b>	<b>0</b>	<b>2</b>	<b>17</b>	<b>8</b>	<b>19</b>	<b>0-0</b>

Year	ERA	W-L	App	GS	CG	SHO/CBO	SV	IP	H	R	ER	BB	SO
2004....	3.70	4-2	17	4	0	0/0	4	41.1	40	19	17	11	41
<b>TOTAL...</b>	<b>3.70</b>	<b>4-2</b>	<b>17</b>	<b>4</b>	<b>0</b>	<b>0/0</b>	<b>4</b>	<b>41.1</b>	<b>40</b>	<b>19</b>	<b>17</b>	<b>11</b>	<b>41</b>



# Sun Devil Baseball 2004

## 2004 Arizona State Baseball Game-by-Game Results

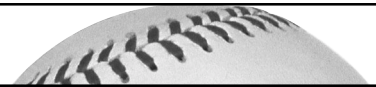
(30-13 Overall, 7-8 Pac-10, 20-9 Home, 7-2 Away, 3-2 Neutral, 13-3 Ranked Opponents)

Date	Opponent	W-L	Score	Att.	ASU Pitcher	Opp. Pitcher	Record	Notes
2/6	Florida State (#18)	W	2-1	3,078	Zinicola (1-0)	Lynch (1-1)	1-0	Gosewisch 2-out, 2-run double in B-9 wins game.
2/7	Florida State (#18)	W	10-9	3,220	Bresnehan (1-0)	Lynch (1-2)	2-0	Curtis 3x5, 4 RBI, HR. Devils score 3 in B-9.
2/8	Florida State (#18)	W	12-6	3,386	Urquidez (1-0)	Sauls (0-1)	3-0	Buck 3x3, 4 RBI. Urquidez 9 K's in 5.0 IP.
2/13	vs. CS Northridge^	W	13-3	868	Averill (1-0)	Hochgesang (0-1)	4-0	Pedroia 3x4, 2 2B. Curtis 3x4, 3 R.
2/14	vs. Utah^	W	11-0	813	Urquidez (2-0)	Mackay (0-1)	5-0	Pedroia 3x4, 3 R, 2 RBI. Urquidez 7 K's in 6.0 IP.
2/15	vs. Oklahoma^	L	0-6	1,370	Cassa (0-1)	Purcey (1-0)	5-1	NCAA record 506 game scoring streak ends!
2/16	Gonzaga	W	10-3	2,172	Bresnehan (2-0)	Monroe (0-1)	6-1	Pedroia 4-for-5, 3 2B. Bresnehan 7 K's in 5.0 IP.
2/20	vs. Lamar#	L	4-5	3,108	Zinicola (1-1)	Stutes (2-0)	6-2	Pedroia 3x5, HR. Lamar scores two in eighth.
2/21	vs. Memphis#	W	7-0	3,405	Cassa (1-1)	Hankins (0-1)	7-2	Cassa 9 K's, 1 H in 6.0 IP. Pedroia 3x4, 2 RBI.
2/22	at Rice# (#1)	W	3-1	3,604	Urquidez (3-0)	Niemann (0-1)	8-2	Urquidez 7 K's, 3 H in complete-game effort.
2/24	Arizona (#16)	W	4-0	2,748	Bordes (1-0)	Guyette (1-2)	9-2	Bordes 10 K's in 6.0 IP. Pedroia 3x4, 2 2B.
2/27	UConn	W	18-2	2,163	Mousser (1-0)	Hourigan (0-1)	10-2	Mousser 0 H, 5.0 IP. Cook 4x4, 2 2B, HR, 4 RBI.
2/28	UConn	W	16-5	2,385	Bresnehan (3-0)	James (0-1)	11-2	Buck 4x5, 4 2B, 4 RBI. Pedroia hits grand slam.
2/29	UConn	W	18-11	2,400	Urquidez (4-0)	Tucci (0-1)	12-2	Buck 5x5, 8 RBI, HR. Asanovich 2x2, 4 R, 4 RBI.
3/5	East Carolina (#18)	W	7-6	2,552	Andes (1-0)	Flye (1-1)	13-2	Zinicola 2-run HR in eighth caps comeback.
3/6	East Carolina (#18)	W	6-4	2,567	Urquidez (5-0)	Harrell (2-1)	14-2	Buck GW HR in 7th. Urquidez 4 K in 7.0 IP.
3/7	East Carolina (#18)	W	7-5	2,842	Andes (2-0)	Brooks (1-1)	15-2	Buck hits HR in 4th straight. Walsh 2x3, 3 RBI.
3/12	Tulane (#11)	L	3-5	2,827	Mousser (1-1)	Mohl (4-0)	15-3	Buck HR in fifth straight, but ASU only 4 H.
3/13	Tulane (#11)	W	11-3	2,650	Urquidez (6-0)	Crowel (3-1)	16-3	Pedroia 4x4, 5 RBI, HR. Larish 2x4, 3 RBI, HR.
3/14	Tulane (#11)	W	5-1	3,005	Averill (2-0)	Hahn (3-1)	17-3	Walsh 2x3, 2 RBI. Bordes 6 K's in 4.1 IP.
3/16	Oklahoma State	W	3-2	3,253	Andes (3-0)	Rew (3-1)	18-3	Cassa, Andes, Bresnehan limit OSU to 2 UE runs.
3/17	Oklahoma State	W	16-6	3,024	Blake (1-0)	Grogan (4-1)	19-3	Larish 3x6, 2 2B, 4 RBI. 11 players with hits.
3/19	California*	L	7-9	2,766	Andes (3-1)	Johnson (1-0)	19-4	Pedroia 4x5, 2B, RBI. Zinicola 2x5, 2 RBI.
3/20	California*	L	8-20	2,314	Urquidez (6-1)	Read (1-0)	19-5	ASU ties school record giving up 13 runs in 5th.
3/21	California	W	8-4	2,735	Zinicola (2-1)	Crist (2-4)	20-5	Zinicola 7.0 IP with 5 K's. Asanovich 3-run HR.
3/26	Washington*	L	1-11	3,336	Urquidez (6-2)	Lincecum (3-0)	20-6	ASU gives up 3 HR and score only one run in loss.
3/27	Washington*	W	9-4	2,588	Bordes (2-0)	Everitt (3-2)	21-6	Walsh 2x4, 2 RBI. Pedroia solo HR.
3/28	Washington*	L	6-8	2,761	Bresnehan (3-1)	Fenton (3-2)	21-7	Pedroia 3x6, 2 RBI. ASU gives up 6 in last 3 inn.
4/2	USC*	W	10-3	2,687	Urquidez (7-2)	Kennedy (4-1)	22-7	Urquidez 7 K's in 8.1 IP. Walsh 4x5, 2 R.
4/3	USC*	L	5-14	2,692	Averill (2-1)	Wentworth (2-2)	22-8	USC scores 11 unanswered runs with two outs.
4/4	USC*	L	3-10	2,681	Mousser (1-2)	Butler (3-1)	22-9	Devils lose third straight Pac-10 series.
4/8	Oral Roberts (#24)	L	7-9	2,231	Bresnehan (3-2)	Bigley (6-1)	22-10	Bullpen gives up seven runs in last two innings.
4/9	Oral Roberts (#24)	W	5-1	2,334	Urquidez (8-2)	Recio (0-1)	23-10	Urquidez 6 K's, 5 H in 7.0 IP. Gosewisch 2-R HR.
4/10	Oral Roberts (#24)	L	5-6	2,157	Mousser (1-3)	Sorrow (5-1)	23-11	Asanovich 3-for-3, 2B, 3B. Devils score 2 in ninth.
4/12	Arizona	W	9-5	2,308	Cassa (2-1)	Mills (0-1)	24-11	Pedroia 3-for-5, 2B. Cassa/Zinicola 8 K's in 3.1 IP.
4/16	at UCLA*	W	12-4	450	Mousser (2-3)	Beck (2-3)	25-11	Pedroia 4-for-5. Mousser 5 H, 1 R in 7.0 IP.
4/17	at UCLA*	W	4-3	568	Zinicola (3-1)	Rustich (3-1)	26-11	Averill and Zinicola retire last 15 batters in win.
4/18	at UCLA*	L	10-11	657	Zinicola (3-2)	Brophy (4-0)	26-12	Buck 2x4, but Devils comeback stalls in ninth.
4/23	at Wash. State*	W	17-5	703	Mousser (3-3)	MacKenzie (5-4)	27-12	Persichina 4x5. Mousser CG. Pedroia 2x4, HR.
4/24	at Wash. State*	W	5-3	882	Zinicola (4-2)	Daman Jr. (2-3)	28-12	Zinicola GW sac fly, win on mound 2.2 IP, 0 R.
4/25	at Wash. State*	L	4-8	843	Averill (2-2)	Alwert (4-1)	28-13	Asanovich 3x5. WSU scores five in sixth inning.
4/27	at Wichita State (#7)	W	10-9	4,521	Averill (3-2)	Banick (2-3)	29-13	Pedroia 3x5, 2B, 2 HR. ASU trailed 7-1 in 2nd.
4/28	at Wichita State (#7)	W	4-3	4,370	Mousser (4-3)	Pelfrey (6-1)	30-13	Mousser 2 H, 1 UER in 6.1 IP. Pedroia 2x5, RBI.
5/3	New Mexico State	7 p.m.						
5/4	New Mexico State	7 p.m.						
5/14	Oregon State*	7 p.m.						
5/15	Oregon State*	7 p.m.						
5/16	Oregon State*	1 p.m.						
5/18	at New Mexico\$	7 p.m.						
5/19	at New Mexico St.	6 p.m.						
5/21	at Arizona*	7 p.m.						
5/22	at Arizona*	7 p.m.						
5/23	at Arizona*	1 p.m.						
5/28	at Stanford*	6 p.m.						
5/29	at Stanford*	1 p.m.						
5/30	at Stanford*	1 p.m.						

\* Pac-10 Game, ^ Coca-Cola Spring Training College Baseball Classic (Surprise, Ariz.)  
# Coca-Cola Rice Baseball Classic, \$ Played at Isotopes Ballpark



# Sun Devil Baseball 2004



## Arizona State Sun Devil Baseball Overall Statistics

**Record: 30-13 Home: 20-9 Away: 7-2 Neutral: 3-2 Pac-10: 7-8**

Player	AVG	GP-GS	AB	R	H	2B	3B	HR	RBI	TB	SLG%	BB	HBP	SO	GDP	OB%	SF	SH	SB-ATT	PO	A	E	FLD%
2 Dustin Pedroia...	.419	43-43	179	57	75	21	0	8	40	120	.670	33	4	10	7	.514	2	1	5-10	71	138	8	.963
15 Josh Asanovich...	.358	34-26	95	26	34	7	1	3	24	52	.547	13	7	12	1	.454	4	2	4-6	37	49	5	.945
39 Tuffy Gosewisch...	.349	43-42	146	28	51	10	0	2	32	67	.459	24	2	24	2	.443	2	6	0-1	293	33	6	.982
10 Joe Persichina...	.349	41-32	109	23	38	5	1	1	18	48	.440	16	5	12	1	.447	2	2	2-3	238	28	2	.993
20 Nick Walsh.....	.349	37-30	109	24	38	6	0	0	19	44	.404	18	5	7	1	.455	2	5	5-9	64	58	4	.968
4 Travis Buck.....	.342	43-43	161	44	55	12	0	8	49	91	.565	37	8	28	4	.478	3	3	8-10	87	5	1	.989
32 Chris Cook.....	.318	29-14	66	16	21	5	0	3	11	35	.530	6	2	23	2	.392	0	1	1-1	117	5	2	.984
9 Colin Curtis.....	.303	42-42	145	30	44	10	0	4	26	66	.455	27	4	29	6	.424	1	0	8-10	86	0	1	.989
19 Joel Bocchi.....	.300	24-13	50	8	15	3	0	0	10	18	.360	8	8	10	2	.463	1	1	0-0	23	1	0	1.000
11 Jeff Larish.....	.288	41-41	170	28	49	16	0	3	36	74	.435	25	0	40	1	.376	2	0	2-6	64	2	0	1.000
37 Zechry Zinicola..	.263	20-14	57	10	15	3	0	2	17	24	.421	8	1	19	1	.353	2	0	0-0	3	7	1	.909
6 Seth Dhaenens....	.253	35-23	75	22	19	2	0	0	5	21	.280	21	0	16	4	.417	0	4	2-6	27	42	5	.932
16 Nick Cadena.....	.234	30-10	64	8	15	2	0	2	10	23	.359	2	1	14	2	.265	1	0	1-1	5	0	1	.833
-----																							
17 Ryan McKenna.....	.208	21-3	24	5	5	1	1	0	4	8	.333	2	0	6	0	.269	0	3	0-0	4	0	0	1.000
60 Garrett Schoenber	.000	6-0	4	0	0	0	0	0	0	0	.000	0	0	1	0	.000	0	0	0-0	9	0	0	1.000
26 Pat Cassa.....	.000	3-0	1	0	0	0	0	0	0	0	.000	0	0	0	0	.000	0	0	0-0	4	9	3	.813
50 Travis Webb.....	.000	1-0	1	0	0	0	0	0	0	0	.000	0	0	1	0	.000	0	0	0-0	1	1	1	.667
51 Joe Cosentino....	.000	1-0	1	0	0	0	0	0	0	0	.000	0	0	0	0	.000	0	0	0-0	0	0	0	.000
Totals.....	.323	43-43	1491	335	481	104	3	36	305	699	.469	245	48	262	37	.429	22	28	38-64	1152	443	48	.971
Opponents.....	.262	43-43	1449	237	379	56	9	31	218	546	.377	192	37	319	41	.359	15	29	37-52	1096	459	65	.960

LOB - Team (403), Opp (334). DPs turned - Team (49), Opp (46). TPs turned - Team (1). CI - Team (1), Gosewisch 1. IBB - Team (16), Pedroia 4, Buck 4, Larish 3, Asanovich 2, Persichina 1, Bocchi 1, Gosewisch 1, Opp (2). Picked off - Pedroia 1, Buck 1, Curtis 1, Asanovich 1.

(All games Sorted by Earned run avg)


Player	ERA	W-L	APP	GS	CG	SHO/CBO	SV	IP	H	R	ER	BB	SO	2B	3B	HR	AB	B/Avg	WP	HBP	BK	SFA	SHA
34 Jason Urquidez...	3.25	8-2	14	12	1	0/1	0	69.1	64	28	25	34	61	9	2	7	251	.255	2	5	0	2	4
35 Jeff Mousser.....	3.65	4-3	12	12	1	0/0	0	66.2	58	33	27	26	31	12	2	4	236	.246	1	5	1	6	8
37 Zechry Zinicola..	3.70	4-2	17	4	0	0/0	4	41.1	40	19	17	11	41	5	1	3	156	.256	3	4	1	1	3
45 Erik Averill.....	4.97	3-2	18	3	0	0/0	0	54.1	53	34	30	16	36	6	2	3	207	.256	1	7	3	2	6
-----																							
47 Ty Marotz.....	4.76	0-0	13	2	0	0/1	0	17.0	15	11	9	10	18	2	0	2	63	.238	1	0	1	2	0
40 Pat Bresnehan....	5.15	3-2	19	1	0	0/1	5	36.2	36	27	21	24	39	9	0	2	134	.269	4	4	1	1	3
26 Pat Cassa.....	5.65	2-1	16	4	0	0/1	1	36.2	37	28	23	18	31	3	2	6	143	.259	0	1	0	0	3
21 Quentin Andes....	5.68	3-1	14	0	0	0/0	2	19.0	22	13	12	11	17	5	0	2	78	.282	1	4	0	0	1
41 Josh Blake.....	6.32	1-0	10	0	0	0/1	1	15.2	20	14	11	12	11	0	0	0	64	.313	1	2	0	1	0
49 Brett Bordes.....	7.50	2-0	9	5	0	0/1	0	24.0	26	20	20	23	31	5	0	2	97	.268	2	4	1	0	1
50 Travis Webb.....	8.10	0-0	7	0	0	0/1	0	3.1	8	10	3	7	3	0	0	0	20	.400	0	1	0	0	0
Totals.....	4.59	30-13	43	43	2	3/3	13	384.0	379	237	196	192	319	56	9	31	1449	.262	16	37	8	15	29
Opponents.....	6.95	13-30	43	43	0	1/1	6	365.1	481	335	282	245	262	104	3	36	1491	.323	33	48	12	22	28

PB - Team (2), Gosewisch 1, Bocchi 1, Opp (5). Pickoffs - Team (3), Urquidez 2, Zinicola 1, Opp (3). SBA/ATT - Gosewisch (31-45), Urquidez (11-18), Bresnehan (8-10), Cassa (3-6), Averill (5-5), Mousser (4-5), Bocchi (5-5), Zinicola (3-4), Bordes (2-3), Schoenberger (1-1), Marotz (1-1).





# Sun Devil Baseball 2004



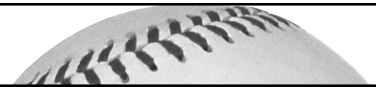
## Arizona State Sun Devil Baseball Fielding Statistics

2004 Arizona State Sun Devil Baseball  
Overall Statistics for Arizona State (as of Apr 29, 2004)  
(All games Sorted by Fielding pct)

Player	C	PO	A	E	FLD%	DPS	SBA	CSB	SBA%	PB	CI
11 Jeff Larish.....	66	64	2	0	1.000	1	0	0	---	0	0
19 Joel Bocchi.....	24	23	1	0	1.000	0	5	0	1.000	1	0
60 Garrett Schoenber	9	9	0	0	1.000	0	1	0	1.000	0	0
49 Brett Bordes.....	6	1	5	0	1.000	0	2	1	.667	0	0
40 Pat Bresnehan....	5	1	4	0	1.000	0	8	2	.800	0	0
17 Ryan McKenna.....	4	4	0	0	1.000	0	0	0	---	0	0
21 Quentin Andes....	3	0	3	0	1.000	0	0	0	---	0	0
47 Ty Marotz.....	2	0	2	0	1.000	0	1	0	1.000	0	0
10 Joe Persichina...	268	238	28	2	.993	31	0	0	---	0	0
4 Travis Buck.....	93	87	5	1	.989	1	0	0	---	0	0
9 Colin Curtis.....	87	86	0	1	.989	0	0	0	---	0	0
32 Chris Cook.....	124	117	5	2	.984	17	0	0	---	0	0
39 Tuffy Gosewisch..	332	293	33	6	.982	3	31	14	.689	1	1
20 Nick Walsh.....	126	64	58	4	.968	23	0	0	---	0	0
2 Dustin Pedroia...	217	71	138	8	.963	33	0	0	---	0	0
15 Josh Asanovich...	91	37	49	5	.945	11	0	0	---	0	0
6 Seth Dhaenens....	74	27	42	5	.932	7	0	0	---	0	0
45 Erik Averill.....	14	3	10	1	.929	0	5	0	1.000	0	0
37 Zechry Zinicola..	11	3	7	1	.909	0	3	1	.750	0	0
35 Jeff Mousser.....	20	4	14	2	.900	2	4	1	.800	0	0
34 Jason Urquidez...	15	2	11	2	.867	1	11	7	.611	0	0
16 Nick Cadena.....	6	5	0	1	.833	0	0	0	---	0	0
26 Pat Cassa.....	16	4	9	3	.813	0	3	3	.500	0	0
41 Josh Blake.....	4	1	2	1	.750	0	0	0	---	0	0
50 Travis Webb.....	3	1	1	1	.667	0	0	0	---	0	0
51 Joe Cosentino....	0	0	0	0	.000	0	0	0	---	0	0
Totals.....	1643	1152	443	48	.971	49	37	15	.712	2	1
Opponents.....	1620	1096	459	65	.960	46	38	26	.594	5	0



# Sun Devil Baseball 2004



## Arizona State Sun Devil Baseball Statistics Summary

Inning-by-inning summary:

	1	2	3	4	5	6	7	8	9	Total
	--	--	--	--	--	--	--	--	--	-----
Arizona State	47	25	58	51	44	24	38	36	12	335
Opponents	27	26	17	24	35	36	23	20	29	237

Win-loss summary:

	W	L	T	Pct
	--	--	--	----
Total	30	13	0	.698
Conference	7	8	0	.467
Non-Conf	23	5	0	.821
Home	20	9	0	.690
Away	7	2	0	.778
Neutral	3	2	0	.600
Day	14	9	0	.609
Night	16	4	0	.800
vs Left	6	5	0	.545
vs Right	24	8	0	.750
1-Run games	7	3	0	.700
2-Run games	3	4	0	.429
5+Run games	13	5	0	.722
Extra inns	0	0	0	.000
Shutouts	3	1	0	.750

General summary:

Current winning streak : 2

Longest winning streak : 9

Longest losing streak : 3

Home attendance : 77871 ( 29 dates avg = 2685 )

Away attendance : 26186 ( 14 dates avg = 1870 )

Total attendance: 104057 ( 43 dates avg = 2419 )



# Sun Devil Baseball 2004



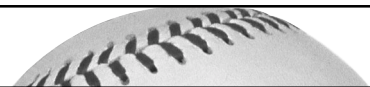
## Arizona State Sun Devil Team Game-by-Game – Hitting

### Batting (All games)

Date	Opponent	AB	R	H	RBI	2B	3B	HR	BB	IBB	SB	CS	HBP	SAC	SF	GDP	K	PO	A	E	Avg
Feb 06, 2004	Florida State	35	2	7	2	5	0	0	5	1	1	0	0	0	0	0	7	27	10	0	.200
Feb 07, 2004	Florida State	38	10	12	10	2	0	1	3	0	0	0	3	0	1	1	6	27	10	0	.260
Feb 08, 2004	Florida State	35	12	10	12	6	0	0	15	2	3	0	1	0	0	0	5	27	6	1	.269
Feb 13, 2004 vs	CS Northridge	37	13	13	9	7	0	0	11	1	1	0	2	1	0	1	5	27	11	3	.290
Feb 14, 2004 vs	Utah	34	11	12	9	1	0	0	8	0	1	1	2	0	0	3	8	27	9	0	.302
Feb 15, 2004 vs	Oklahoma	30	0	4	0	0	0	0	4	0	0	0	0	0	0	0	8	27	8	1	.278
Feb 16, 2004	Gonzaga	34	10	12	8	4	0	0	4	0	2	0	1	0	1	0	5	27	6	4	.288
Feb 20, 2004 vs	Lamar	32	4	9	2	1	0	1	4	0	2	1	4	0	0	3	9	24	10	2	.287
Feb 21, 2004 vs	Memphis	33	7	9	6	2	0	2	4	0	1	0	1	1	0	0	9	27	9	0	.286
Feb 22, 2004 at	Rice	27	3	5	3	1	0	1	4	0	0	2	1	1	1	1	6	27	9	2	.278
Feb 24, 2004	Arizona	30	4	9	4	2	0	0	9	1	0	2	0	1	0	1	7	27	6	1	.279
Feb 27, 2004	Connecticut	45	18	21	18	3	1	2	6	0	0	0	3	0	0	2	7	27	10	0	.300
Feb 28, 2004	Connecticut	38	16	17	16	6	0	3	11	1	0	0	1	1	0	1	2	27	9	1	.312
Feb 29, 2004	Connecticut	37	18	15	17	2	0	2	10	0	2	0	4	0	0	1	5	27	11	1	.320
Mar 05, 2004	East Carolina	30	7	9	7	0	0	3	3	0	0	0	0	0	0	3	7	27	10	1	.318
Mar 06, 2004	East Carolina	27	6	7	6	2	0	2	5	0	2	1	0	3	1	1	4	27	7	1	.315
Mar 07, 2004	East Carolina	32	7	13	7	3	0	1	10	2	1	1	0	3	1	1	2	27	10	0	.321
Mar 12, 2004	Tulane	31	3	4	3	0	0	1	8	0	0	0	0	1	0	0	4	27	9	2	.311
Mar 13, 2004	Tulane	38	11	13	11	3	0	2	6	0	2	0	0	0	0	1	7	27	10	1	.313
Mar 14, 2004	Tulane	30	5	11	5	2	0	0	3	1	1	1	0	1	2	1	4	27	11	1	.315
Mar 16, 2004	Oklahoma State	33	3	10	3	1	0	0	4	0	0	0	2	0	0	2	7	27	9	2	.314
Mar 17, 2004	Oklahoma State	44	16	19	15	6	0	0	6	0	1	0	0	0	0	1	7	27	13	1	.321
Mar 19, 2004	*California	38	7	11	6	3	0	0	6	0	2	0	1	2	0	0	11	27	15	1	.320
Mar 20, 2004	*California	38	8	13	7	2	0	2	2	0	0	0	1	1	0	0	1	27	11	3	.321
Mar 21, 2004	*California	34	8	10	7	3	0	1	3	1	0	0	2	1	1	0	7	27	11	2	.320
Mar 26, 2004	*Washington	30	1	7	1	1	0	0	3	0	0	1	0	0	1	2	8	27	9	1	.317
Mar 27, 2004	*Washington	33	9	10	6	1	0	1	8	1	0	1	2	1	0	0	2	27	9	0	.316
Mar 28, 2004	*Washington	35	6	10	5	1	0	2	8	0	0	0	3	1	0	2	2	27	8	3	.315
Apr 02, 2004	*USC	38	10	17	9	4	0	0	6	1	3	1	1	1	0	0	9	27	10	0	.320
Apr 03, 2004	*USC	39	5	13	5	2	0	1	6	0	1	0	0	0	0	0	7	27	10	2	.321
Apr 04, 2004	*USC	34	3	8	3	2	0	0	6	0	1	0	0	0	0	1	10	27	10	0	.318
Apr 08, 2004	Oral Roberts	34	7	8	6	2	1	0	5	0	0	1	1	1	0	0	6	27	13	2	.316
Apr 09, 2004	Oral Roberts	30	5	11	4	0	0	1	2	0	0	2	0	0	1	2	3	27	16	0	.317
Apr 10, 2004	Oral Roberts	35	5	12	5	1	1	0	2	0	1	0	3	0	1	2	4	27	11	2	.318
Apr 12, 2004	Arizona	33	9	12	8	3	0	0	8	1	4	1	2	1	1	0	7	27	8	2	.319
Apr 16, 2004 at	*UCLA	36	12	14	10	2	0	0	7	0	2	2	2	0	1	1	7	27	10	0	.321
Apr 17, 2004 at	*UCLA	36	4	11	4	2	0	0	3	0	0	1	0	0	2	0	7	27	11	0	.321
Apr 18, 2004 at	*UCLA	29	10	7	10	4	0	0	10	1	1	2	3	1	3	0	9	24	6	0	.319
Apr 23, 2004 at	*Washington State	42	17	17	15	2	0	2	5	0	1	0	1	4	1	0	9	27	14	1	.321
Apr 24, 2004 at	*Washington State	35	5	10	5	2	0	1	3	2	2	1	0	0	2	0	4	27	16	0	.321
Apr 25, 2004 at	*Washington State	37	4	13	3	3	0	0	3	0	0	2	0	0	0	1	5	24	15	2	.321
Apr 27, 2004 at	Wichita State	38	10	14	10	4	0	4	5	0	0	0	1	0	0	2	2	27	14	1	.323
Apr 28, 2004 at	Wichita State	37	4	12	3	1	0	0	1	0	0	2	0	1	1	0	11	27	13	1	.323
<b>Totals</b>		<b>1491</b>	<b>335</b>	<b>481</b>	<b>305</b>	<b>104</b>	<b>3</b>	<b>36</b>	<b>245</b>	<b>16</b>	<b>38</b>	<b>26</b>	<b>48</b>	<b>28</b>	<b>22</b>	<b>37</b>	<b>262</b>	<b>1152</b>	<b>443</b>	<b>48</b>	<b>.323</b>



# Sun Devil Baseball 2004



## Arizona State Sun Devil Team Game-by-Game -- Pitching

### Pitching (All games)

Date	Opponent	IP	H	R	ER	BB	SO	2B	3B	HR	WP	BK	HBP	DP	IBB	Score	W-L	SV	ERA
Feb 06, 2004	Florida State	9.0	4	1	1	2	5	0	0	0	0	0	0	0	0	2-1	1-0	0	1.00
Feb 07, 2004	Florida State	9.0	11	9	9	8	7	2	0	4	0	1	1	1	0	10-9	2-0	0	5.00
Feb 08, 2004	Florida State	9.0	9	6	4	11	17	0	0	0	0	0	0	2	0	12-6	3-0	1	4.67
Feb 13, 2004 vs	CS Northridge	9.0	4	3	1	1	9	1	0	0	0	0	2	1	0	13-3	4-0	1	3.75
Feb 14, 2004 vs	Utah	9.0	5	0	0	3	11	0	0	0	0	0	0	1	0	11-0	5-0	1	3.00
Feb 15, 2004 vs	Oklahoma	9.0	9	6	6	3	7	0	1	1	0	0	0	0	0	0-6	5-1	1	3.50
Feb 16, 2004	Gonzaga	9.0	11	7	5	3	13	2	1	0	0	0	1	0	0	10-7	6-1	2	3.71
Feb 20, 2004 vs	Lamar	8.0	9	5	5	2	4	2	0	1	1	0	0	1	0	4-5	6-2	2	3.93
Feb 21, 2004 vs	Memphis	9.0	2	0	0	2	9	0	0	0	0	0	0	0	0	7-0	7-2	3	3.49
Feb 22, 2004 at	Rice	9.0	3	1	1	2	7	0	0	0	0	0	0	0	0	3-1	8-2	3	3.24
Feb 24, 2004	Arizona	9.0	3	0	0	4	15	0	0	0	0	1	1	1	0	4-0	9-2	4	2.94
Feb 27, 2004	Connecticut	9.0	3	2	2	11	7	1	0	0	0	0	1	3	0	18-2	10-2	4	2.86
Feb 28, 2004	Connecticut	9.0	7	5	1	8	10	3	0	0	1	0	1	1	0	16-5	11-2	4	2.72
Feb 29, 2004	Connecticut	9.0	16	11	10	4	7	2	1	2	1	1	0	1	0	18-11	12-2	4	3.24
Mar 05, 2004	East Carolina	9.0	10	6	6	5	4	2	1	1	1	0	0	0	0	7-6	13-2	5	3.43
Mar 06, 2004	East Carolina	9.0	6	4	3	3	6	0	0	2	0	0	1	1	0	6-4	14-2	6	3.40
Mar 07, 2004	East Carolina	9.0	9	5	5	2	7	0	0	2	0	0	2	0	0	7-5	15-2	7	3.49
Mar 12, 2004	Tulane	9.0	9	5	3	1	7	2	1	0	0	0	0	0	0	3-5	15-3	7	3.47
Mar 13, 2004	Tulane	9.0	8	3	3	6	6	1	1	0	0	0	0	1	0	11-3	16-3	7	3.44
Mar 14, 2004	Tulane	9.0	6	1	1	4	9	0	0	0	0	0	1	1	0	5-1	17-3	8	3.32
Mar 16, 2004	Oklahoma State	9.0	8	2	0	2	7	2	0	0	0	0	0	1	0	3-2	18-3	9	3.16
Mar 17, 2004	Oklahoma State	9.0	12	6	6	4	5	0	0	0	2	1	1	2	0	16-6	19-3	9	3.29
Mar 19, 2004	*California	9.0	13	9	9	3	5	3	0	0	0	2	2	1	0	7-9	19-4	9	3.54
Mar 20, 2004	*California	9.0	19	20	9	11	5	2	0	1	1	0	2	1	0	8-20	19-5	9	3.77
Mar 21, 2004	*California	9.0	12	4	4	1	5	1	0	2	1	0	1	2	0	8-4	20-5	9	3.78
Mar 26, 2004	*Washington	9.0	13	11	9	6	9	4	0	3	0	0	1	0	0	1-11	20-6	9	3.98
Mar 27, 2004	*Washington	9.0	5	4	4	5	9	2	0	0	1	0	2	0	0	9-4	21-6	10	3.98
Mar 28, 2004	*Washington	9.0	8	8	6	2	5	3	0	1	1	0	2	1	0	6-8	21-7	10	4.05
Apr 02, 2004	*USC	9.0	8	3	3	6	7	1	1	0	0	0	0	1	0	10-3	22-7	10	4.02
Apr 03, 2004	*USC	9.0	14	14	13	8	3	1	0	1	0	0	3	1	0	5-14	22-8	10	4.32
Apr 04, 2004	*USC	9.0	15	10	10	1	7	3	0	1	0	1	4	3	1	3-10	22-9	10	4.50
Apr 08, 2004	Oral Roberts	9.0	14	9	5	7	6	0	0	0	2	0	0	1	0	7-9	22-10	10	4.52
Apr 09, 2004	Oral Roberts	9.0	6	1	1	3	8	2	0	0	1	0	1	2	0	5-1	23-10	10	4.41
Apr 10, 2004	Oral Roberts	9.0	11	6	5	5	9	3	0	2	0	0	0	0	0	5-6	23-11	10	4.43
Apr 12, 2004	Arizona	9.0	11	5	5	5	13	2	1	0	1	0	1	1	0	9-5	24-11	11	4.44
Apr 16, 2004 at	*UCLA	9.0	7	4	4	6	5	1	0	0	0	0	0	0	0	12-4	25-11	11	4.43
Apr 17, 2004 at	*UCLA	9.0	8	3	3	0	6	1	1	1	0	0	0	1	0	4-3	26-11	11	4.39
Apr 18, 2004 at	*UCLA	8.0	11	11	11	8	10	3	0	3	1	0	0	2	0	10-11	26-12	11	4.58
Apr 23, 2004 at	*Washington State	9.0	9	5	5	3	0	2	0	1	0	1	0	2	0	17-5	27-12	11	4.59
Apr 24, 2004 at	*Washington State	9.0	8	2	2	1	7	0	0	0	0	0	3	0	0	5-2	28-12	11	4.53
Apr 25, 2004 at	*Washington State	8.0	7	8	6	6	5	1	0	0	1	0	2	3	1	4-8	28-13	11	4.57
Apr 27, 2004 at	Wichita State	9.0	10	9	8	9	8	1	0	1	0	0	1	0	0	10-9	29-13	12	4.66
Apr 28, 2004 at	Wichita State	9.0	6	3	2	5	8	0	0	1	0	0	0	1	0	4-3	30-13	13	4.59
<b>Totals</b>		<b>384.0</b>	<b>379</b>	<b>237</b>	<b>196</b>	<b>192</b>	<b>319</b>	<b>56</b>	<b>9</b>	<b>31</b>	<b>16</b>	<b>8</b>	<b>37</b>	<b>41</b>	<b>2</b>	<b>335-237</b>	<b>30-13</b>	<b>13</b>	<b>4.59</b>





# Sun Devil Baseball 2004

## Arizona State Sun Devil Baseball in Pac-10 Play

**Record: 7-8 Home: 3-6 Away: 4-2 Pac-10: 7-8**

Date	Opposing team	Score	Player	AVG	GP-GS	AB	R	H	2B	3B	HR	RBI	BB	HBP	SO	SB-ATT
----	-----	----	-----	-----	-----	-----	-----	-----	-----	-----	-----	-----	-----	-----	-----	-----
*3/19	California	7-9 L	20 Nick Walsh.....	.409	12-12	44	12	18	1	0	0	8	8	4	2	4-5
*3/20	California	8-20 L	19 Joel Bocchi.....	.400	8-2	10	1	4	1	0	0	5	1	2	1	0-0
*3/21	California	W 8-4	10 Joe Persichina...	.381	14-10	42	7	16	2	0	0	6	4	1	4	1-2
*3/26	Washington	1-11 L	2 Dustin Pedroia...	.375	15-15	64	15	24	5	0	2	12	14	1	4	3-7
*3/27	Washington	W 9-4	32 Chris Cook.....	.370	12-7	27	10	10	2	0	2	4	4	1	8	0-0
*3/28	Washington	6-8 L	39 Tuffy Gosewisch...	.354	15-15	48	10	17	3	0	0	13	12	2	9	0-0
*4/2	USC	W 10-3	15 Josh Asanovich...	.343	12-10	35	9	12	1	0	2	7	6	2	6	1-3
*4/3	USC	5-14 L	4 Travis Buck.....	.295	15-15	61	14	18	3	0	2	11	10	1	13	1-3
*4/4	USC	3-10 L	37 Zechry Zinicola...	.292	8-6	24	2	7	3	0	0	6	1	0	7	0-0
*4/16	at UCLA	W 12-4	11 Jeff Larish.....	.286	13-13	56	10	16	5	0	0	10	4	0	15	1-1
*4/17	at UCLA	W 4-3	9 Colin Curtis.....	.283	14-14	53	9	15	5	0	0	6	8	1	10	1-1
*4/18	at UCLA	10-11 L	6 Seth Dhaenens....	.226	11-9	31	6	7	1	0	0	1	6	0	8	1-2
*4/23	at Washington State	W 17-5	16 Nick Cadena.....	.226	12-6	31	3	7	2	0	2	7	1	1	10	0-0
*4/24	at Washington State	W 5-2	17 Ryan McKenna.....	.000	6-1	7	1	0	0	0	0	0	0	0	1	0-0
*4/25	at Washington State	4-8 L	60 Garrett Schoenber	.000	1-0	1	0	0	0	0	0	0	0	0	0	0-0

\* = Pac-10 game

Totals..... .320 15-15 534 109 171 34 0 10 96 79 16 98 13-24  
Opponents..... .303 15-15 518 116 157 28 2 14 108 67 22 88 14-19

LOB - Team (147), Opp (114). DPs turned - Team (20), Opp (10). TPs turned - Team (1). IBB - Team (6), Pedroia 2, Asanovich 2, Persichina 1, Larish 1, Opp (2).

Player	ERA	W-L	APP	GS	CG	SHO/CBO	SV	IP	H	R	ER	BB	SO
-----	-----	-----	-----	-----	-----	-----	-----	-----	-----	-----	-----	-----	-----
47 Ty Marotz.....	3.38	0-0	4	1	0	0/0	0	5.1	3	3	2	4	6
37 Zechry Zinicola..	4.22	3-1	6	2	0	0/0	0	21.1	19	11	10	3	18
41 Josh Blake.....	5.06	0-0	3	0	0	0/0	0	5.1	5	3	3	7	6
35 Jeff Mousser....	5.09	2-1	4	4	1	0/0	0	23.0	23	13	13	7	5
34 Jason Urquidez...	5.18	1-2	5	5	0	0/0	0	24.1	31	16	14	13	19
45 Erik Averill....	7.29	0-2	6	1	0	0/0	0	21.0	25	19	17	6	11
40 Pat Bresnehan....	9.00	0-1	6	0	0	0/0	0	11.0	16	12	11	5	8
49 Brett Bordes.....	10.45	1-0	4	2	0	0/0	0	10.1	12	12	12	13	10
26 Pat Cassa.....	12.00	0-0	5	0	0	0/0	0	6.0	7	9	8	6	1
21 Quentin Andes....	14.40	0-1	5	0	0	0/0	1	5.0	11	9	8	1	4
50 Travis Webb.....	54.00	0-0	2	0	0	0/0	0	0.1	5	9	2	2	0
Totals.....	6.63	7-8	15	15	1	0/0	1	133.0	157	116	98	67	88
Opponents.....	6.27	8-7	15	15	0	0/0	3	132.0	171	109	92	79	98

PB - Team (2), Bocchi 1, Gosewisch 1, Opp (1). Pickoffs - Team (1), Urquidez 1.  
SBA/ATT - Gosewisch (14-18), Urquidez (6-9), Bresnehan (3-3), Cassa (1-2),  
Zinicola (1-2), Averill (2-2), Bordes (1-1).

Score by innings	1	2	3	4	5	6	7	8	9	Total
-----	---	---	---	---	---	---	---	---	---	-----
Arizona State	11	9	19	23	10	8	21	5	3	109
Opponents	10	8	7	16	24	18	9	8	16	116

Win-loss breakouts: Day 5-6; Night 2-2; vs Left 0-4; vs Right 7-4;


1-Run games 1-1; 2-Run games 0-2; 5+Run games 4-4; Extra inns 0-0; Shutouts 0-0.

Current streak: Lost 1; Longest winning streak: 2; Longest losing streak: 2.

Attendance: Home 24560 (avg 2728); Away 4103 (avg 683); Total 28663 (avg 1910).



# Sun Devil Baseball 2004



## Arizona State Sun Devil Baseball vs. Non-Conference

Record: 23-5 Home: 17-3 Away: 3-0 Neutral: 3-2 Pac-10: 0-0

Date	Opposing team	Score	Player	AVG	GP-GS	AB	R	H	2B	3B	HR	RBI	BB	HBP	SO	SB-ATT
2/6	#18 Florida State	W 2-1	2 Dustin Pedroia...	.443	28-28	115	42	51	16	0	6	28	19	3	6	2-3
2/7	#18 Florida State	W 10-9	4 Travis Buck.....	.370	28-28	100	30	37	9	0	6	38	27	7	15	7-7
2/8	#18 Florida State	W 12-6	15 Josh Asanovich...	.367	22-16	60	17	22	6	1	1	17	7	5	6	3-3
^2/13	vs CS Northridge	W 13-3	39 Tuffy Gosewisch...	.347	28-27	98	18	34	7	0	2	19	12	0	15	0-1
^2/14	vs Utah	W 11-0	10 Joe Persichina...	.328	27-22	67	16	22	3	1	1	12	12	4	8	1-1
^2/15	vs Oklahoma	0-6 L	9 Colin Curtis.....	.315	28-28	92	21	29	5	0	4	20	19	3	19	7-9
2/16	Gonzaga	W 10-7	20 Nick Walsh.....	.308	25-18	65	12	20	5	0	0	11	10	1	5	1-4
\$2/20	vs Lamar	4-5 L	17 Ryan McKenna.....	.294	15-2	17	4	5	1	1	0	4	2	0	5	0-0
\$2/21	vs Memphis	W 7-0	11 Jeff Larish.....	.289	28-28	114	18	33	11	0	3	26	21	0	25	1-5
\$2/22	at #1 Rice	W 3-1	32 Chris Cook.....	.282	17-7	39	6	11	3	0	1	7	2	1	15	1-1
2/24	#16 Arizona	W 4-0	19 Joel Bocchi.....	.275	16-11	40	7	11	2	0	0	5	7	6	9	0-0
2/27	Connecticut	W 18-2	6 Seth Dhaenens....	.273	24-14	44	16	12	1	0	0	4	15	0	8	1-4
2/28	Connecticut	W 16-5	37 Zechry Zinicola..	.242	12-8	33	8	8	0	0	2	11	7	1	12	0-0
2/29	Connecticut	W 18-11	16 Nick Cadena.....	.242	18-4	33	5	8	0	0	0	3	1	0	4	1-1
3/5	#18 East Carolina	W 7-6	60 Garrett Schoenber	.000	5-0	3	0	0	0	0	0	0	0	0	1	0-0
3/6	#18 East Carolina	W 6-4	26 Pat Cassa.....	.000	3-0	1	0	0	0	0	0	0	0	0	0	0-0
3/7	#18 East Carolina	W 7-5	50 Travis Webb.....	.000	1-0	1	0	0	0	0	0	0	0	0	1	0-0
3/12	#11 Tulane	3-5 L	51 Joe Cosentino....	.000	1-0	1	0	0	0	0	0	0	0	0	0	0-0
3/13	#11 Tulane	W 11-3	-----													
3/14	#11 Tulane	W 5-1	49 Brett Bordes.....	.000	1-0	0	1	0	0	0	0	0	0	0	0	0-0
3/16	#33 Oklahoma State	W 3-2														
3/17	#33 Oklahoma State	W 16-6	Totals.....	.324	28-28	957	226	310	70	3	26	209	166	32	164	25-40
4/8	#24 Oral Roberts	7-9 L	Opponents.....	.238	28-28	931	121	222	28	7	17	110	125	15	231	23-33
4/9	#24 Oral Roberts	W 5-1														
4/10	#24 Oral Roberts	5-6 L	LOB - Team (256), Opp (220). DPs turned - Team (29), Opp (36). CI - Team (1),													
4/12	Arizona	W 9-5	Gosewisch 1. IBB - Team (10), Buck 4, Pedroia 2, Larish 2, Bocchi 1, Gosewisch 1.													
4/27	at #7 Wichita State	W 10-9	Picked off - Buck 1, Pedroia 1, Curtis 1, Asanovich 1.													
4/28	at #7 Wichita State	W 4-3														

\* = Pac-10 game

^ = Coca-Cola Classic (Surprise, Ariz.)

\$ = Coca-Cola Classic (Houston, Texas)

Player	ERA	W-L	APP	GS	CG	SHO/CBO	SV	IP	H	R	ER	BB	SO
34 Jason Urquidez...	2.20	7-0	9	7	1	0/1	0	45.0	33	12	11	21	42
21 Quentin Andes....	2.57	3-0	9	0	0	0/0	1	14.0	11	4	4	10	13
35 Jeff Mouser.....	2.89	2-2	8	8	0	0/0	0	43.2	35	20	14	19	26
50 Travis Webb.....	3.00	0-0	5	0	0	0/1	0	3.0	3	1	1	5	3
37 Zechry Zinicola..	3.15	1-1	11	2	0	0/0	4	20.0	21	8	7	8	23
40 Pat Bresnehan....	3.51	3-1	13	1	0	0/1	5	25.2	20	15	10	19	31
45 Erik Averill.....	3.51	3-0	12	2	0	0/0	0	33.1	28	15	13	10	25
26 Pat Cassa.....	4.40	2-1	11	4	0	0/1	1	30.2	30	19	15	12	30
49 Brett Bordes.....	5.27	1-0	5	3	0	0/1	0	13.2	14	8	8	10	21
47 Ty Marotz.....	5.40	0-0	9	1	0	0/1	0	11.2	12	8	7	6	12
41 Josh Blake.....	6.97	1-0	7	0	0	0/1	1	10.1	15	11	8	5	5
Totals.....	3.51	23-5	28	28	1	3/3	12	251.0	222	121	98	125	231
Opponents.....	7.33	5-23	28	28	0	1/1	3	233.1	310	226	190	166	164

PB - Team (0), Opp (4). Pickoffs - Team (2), Zinicola 1, Urquidez 1, Opp (3).

SBA/ATT - Gosewisch (17-27), Urquidez (5-9), Bresnehan (5-7), Bocchi (5-5),

Mouser (4-5), Cassa (2-4), Averill (3-3), Bordes (1-2), Zinicola (2-2), Marotz (1-1), Schoenberger (1-1).

Score by innings	1	2	3	4	5	6	7	8	9	Total
-----										
Arizona State	36	16	39	28	34	16	17	31	9	226
Opponents	17	18	10	8	11	18	14	12	13	121

Win-loss breakouts: Day 9-3; Night 14-2; vs Left 6-1; vs Right 17-4;

1-Run games 6-2; 2-Run games 3-2; 5+Run games 9-1; Extra inns 0-0; Shutouts 3-1.

Current streak: Won 3; Longest winning streak: 9; Longest losing streak: 1.

Attendance: Home 53311 (avg 2665); Away 22083 (avg 2760); Total 75394 (avg 2692).



# Sun Devil Baseball 2004

## Home Runs and Misc. Hitting Breakdown:

Player	Total	Multi-Hit Games				Multi RBI	HR Total	Home Run Breakdown						Last Home Run
		2	3	4	5+			H	A	Solo	2	3	GS	
Josh Asanovich	9	6	3	0	0	5	3	2	1	1	0	2	0	4/27/04 at Wichita State
Joel Bocchi	3 (11)	3	0	0	0	3	0 (2)	0	0	0	0	0	0	2/8/03 vs. BYU
Travis Buck	14 (36)	9	3	1	1	13	8 (12)	6	2	2	6	0	0	4/24/04 at Washington State
Nick Cadena	4 (10)	2	2	0	0	2	2 (8)	2	0	2	0	0	0	3/28/04 vs. Washington
Chris Cook	6	5	0	1	0	3	3	2	1	2	1	0	0	4/23/04 at Washington State
Colin Curtis	12	9	3	0	0	7	4	3	1	1	2	1	0	2/28/04 vs. UConn
Seth Dhaenens	5	5	0	0	0	0	0	0	0	0	0	0	0	None
Tuffy Gosewisch	16 (30)	13	3	0	0	10	2 (4)	2	0	1	1	0	0	4/9/04 vs. Oral Roberts
Taylor Holiday	0	0	0	0	0	0	0	0	0	0	0	0	0	None
Jeff Larish	14 (52)	11	3	0	0	11	3 (26)	2	1	2	1	0	0	4/27/04 at Wichita State
Ryan McKenna	1 (8)	1	0	0	0	1	0 (1)	0	0	0	0	0	0	4/1/02 at UNLV (Pinch-Hit)
Frank Mesa	1 (14)	0	0	0	0	0	0 (1)	0	0	0	0	0	0	2/7/03 vs. BYU
Dustin Pedroia	22 (90)	10	8	4	0	10	8 (13)	4	4	6	1	0	1	4/27/04 at Wichita State (2)
Joe Persichina	10	6	3	1	0	3	1	0	1	1	0	0	0	2/21/04 vs. Memphis
Nick Walsh	10 (26)	7	2	1	0	6	0 (1)	0	0	0	0	0	0	4/13/01 vs. Washington State
Zechry Zinicola	3	2	0	0	0	4	2	2	0	0	2	0	0	3/5/04 vs. ECU
<b>Team Totals</b>	<b>130</b>	<b>91</b>	<b>30</b>	<b>8</b>	<b>1</b>	<b>78</b>	<b>36</b>	<b>25</b>	<b>11</b>	<b>18</b>	<b>14</b>	<b>3</b>	<b>1</b>	<b>Pedroia (4/27 at Wichita State)</b>

(career in parenthesis)

## Lineup Card - Record Breakdown:

- 1 - Pedroia (29-12), Curtis (0-1), Walsh (1-0)
- 2 - Buck (18-5), Larish (2-0), Walsh (9-8), Persichina (1-0)
- 3 - Larish (18-4), Buck (10-7), Curtis (1-1), Pedroia (1-1)
- 4 - Gosewisch (2-0), Cadena (3-1), Bocchi (6-3), Zinicola (8-3), McKenna (1-0), Larish (4-3), Cook (3-0), Buck (2-1), Asanovich (1-2)
- 5 - Mesa (5-0), Gosewisch (4-2), Cook (1-3), Curtis (9-4), Zinicola (3-0), Larish (1-2), Bocchi (0-1), Asanovich (3-0), Persichina (4-0), Cadena (0-1)
- 6 - Asanovich (2-1), McKenna (1-0), Curtis (8-3), Gosewisch (6-5), Persichina (7-3), Cook (2-0), Bocchi (2-0), Cadena (1-0), Larish (1-1)
- 7 - Persichina (4-2), Asanovich (3-0), Curtis (6-1), Gosewisch (15-5), Walsh (0-1), Bocchi (0-1), Cook (0-1), Larish (2-2)
- 8 - Curtis (5-1), Persichina (3-2), Asanovich (6-3), Dhaenens (3-1), Mesa (2-0), Walsh (3-1), Cadena (2-2), Gosewisch (2-1), McKenna (0-1), Cook (3-1), Larish (1-0)
- 9 - Walsh (7-0), Persichina (4-2), Mesa (3-1), Dhaenens (13-6), Asanovich (2-3), Curtis (1-1)

## Starters By Position Breakdown:

- C - Gosewisch (42), Bocchi (1)  
 1B - Persichina (29), Cook (13), Walsh (1)  
 2B - Walsh (26), Asanovich (14), Persichina (3)  
 3B - Dhaenens (23), Mesa (11), Asanovich (9)  
 SS - Pedroia (43)  
 LF - Larish (41), McKenna (1), Cadena (1)  
 CF - Curtis (42), Buck (1)  
 RF - Buck (42), Cadena (1)  
 DH - Bocchi (12), Walsh (1), McKenna (2), Cadena (8), Zinicola (14), Asanovich (3), Cook (1), Walsh (2)  
 P - Mouser (12), Bordes (5), Urquidez (12), Averill (3), Cassa (3), Zinicola (4), Bresnehan (1), Marotz (2)

## Attendance

Home attendance : 77,871 (29 dates avg = 2,685)  
 Away attendance : 26,186 (14 dates avg = 1,870)  
 Total attendance: 104,057 (43 dates avg = 2,419)

## Sun Devils Record When They Score:

Runs	0	1	2	3	4	5	6	7	8	9	10+
W-L	0-1	0-1	1-0	2-2	3-2	3-2	1-1	3-2	1-1	2-0	14-1

## Sun Devils Record When Opponent Scores:

Runs	0	1	2	3	4	5	6	7	8	9	10+
W-L	3-0	4-0	3-0	5-0	4-0	4-2	3-2	1-0	0-2	2-2	1-5

## Score By Innings In All Games:

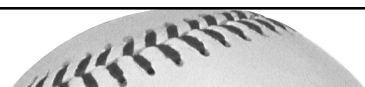
Inning	1	2	3	4	5	6	7	8	9	Ex	Total
ASU	47	25	58	51	44	24	38	36	12	-	335
Opp.	27	26	17	24	35	36	23	20	29	-	237

## Hitting Streaks:

Player	2004	Career	Current
	Longest	Long	Streak
Josh Asanovich	6	6	3
Joel Bocchi	6	6	0
Travis Buck	7	7	6
Nick Cadena	3	4	1
Chris Cook	5	5	0
Colin Curtis	9	9	2
Seth Dhaenens	6	6	1
Tuffy Gosewisch	6	8	3
Jeff Larish	9	17	9
Ryan McKenna	1	7	0
Dustin Pedroia	11	22	5
Joe Persichina	3	3	0
Garrett Schoenberger	0	1	0
Nick Walsh	8	8	1
Zechry Zinicola	6	6	0



# Sun Devil Baseball 2004



## Sun Devil Baseball's Record in 2004 When...

(Through 43 Games of 2004 Season)

Overall .....	30-13
at Packard Stadium .....	20-9
Playing on the Road .....	7-2
at Neutral Site .....	3-2
Day Games .....	14-9
Night Games .....	16-4

Scoring 0-4 Runs .....	6-6
Scoring 5-9 Runs .....	10-6
Scoring 10-19 Runs .....	14-1
Scoring 20+ Runs .....	0-0

Opp. 5 or less runs .....	23-2
Opp. 6 or more runs .....	7-11

ASU Scores First .....	22-3
Opp. Scores First .....	8-10
Scoring in 1st Inning .....	19-3

Leading After 6 Innings .....	23-2
Trailing After 6 Innings .....	4-10
Tied After 6 Innings .....	3-1

Leading After 7 Innings .....	25-1
Trailing After 7 Innings .....	3-9
Tied After 7 Innings .....	2-2

Leading After 8 Innings .....	27-1
Trailing After 8 Innings .....	2-11
Tied After 8 Innings .....	1-1

Last At-Bat Wins .....	4
After a Win .....	19-10
After a Loss .....	10-3

Collecting 1-3 Hits .....	0-0
Collecting 4-6 Hits .....	1-2
Collecting 7-9 Hits .....	5-5
Collecting 10+ Hits .....	23-6
Collecting 20+ Hits .....	1-0

Out-Hitting Opponent .....	27-3
Out-Hit by Opponent .....	3-9
Hits are Tied .....	0-1

ASU is Errorless .....	12-2
ASU Makes 1 Error .....	12-3
ASU Makes 2+ Errors .....	6-8

ASU Starter Gets Decision .....	16-7
Bullpen Gets Decision .....	14-6

ASU Hits 0 Home Runs .....	14-8
ASU Hits 1 Home Run .....	7-3
ASU Hits Multiple HR .....	9-2

vs. LHP Starters .....	6-5
vs. RHP Starters .....	24-8

In Extra Innings .....	0-0
Doubleheaders .....	0-0

vs. Non-Conference .....	23-5
Non-Conference Home .....	17-3
Non-Conference Away .....	3-0
Non-Conference Neutral .....	3-2

vs. Pac-10 (League Games Only) .....	7-8
Pac-10 Home .....	3-6
Pac-10 Away .....	4-2

Vs. Ranked Opponents* .....	13-3
Vs. Top 10 Opponents* .....	3-0
Vs. Unranked Teams* .....	17-10

\*Top 25 ranking at time played.

### VS. PAC-10 SCHOOLS

Arizona .....	2-0
California .....	1-2
Oregon State .....	0-0
Stanford .....	0-0
UCLA .....	2-1
USC .....	1-2
Washington .....	1-2
Washington State .....	2-1
Overall vs. Pac-10 .....	9-8

### DAYS OF THE WEEK

Monday .....	2-0
Tuesday .....	3-0
Wednesday .....	2-0
Thursday .....	0-1
Friday .....	8-4
Saturday .....	9-3
Sunday .....	6-5

### MONTHS OF THE YEAR

February .....	12-2
March .....	9-5
April .....	9-6
May .....	0-0
June .....	0-0

### UNIFORMS

White Home .....	4-2
Throwback Home .....	20-8
Gray Sleeveless .....	5-2
Maroon BP .....	1-1
Black Shoes .....	20-8
White Shoes .....	10-5

### PITCHING

Mousser Starts .....	7-5
Bordes Starts .....	4-1
Urquidez Starts .....	10-2
Averill Starts .....	1-2
Cassa Starts .....	3-1
Zinicola Starts .....	3-1
Bresnehan Starts .....	1-0
Marotz Starts .....	1-1

Starter Goes Less Than 5 .....	11-10
Starter Goes 5+ .....	19-3

### MISC. HITTING

Larish Records Hit .....	25-7
Larish Hits HR .....	3-0
Pedroia Records Hit .....	29-9
Pedroia Multi-Hit Game .....	18-4
Buck Records Hit .....	23-10
Buck Multi-Hit Game .....	8-6
TV Games .....	3-2
Radio Games .....	19-12

Longest Win Streak .....	9
Longest Losing Streak .....	3
Last Five Games .....	4-1
Last 10 Games .....	7-3
Last 15 Games .....	9-6
Last 20 Games .....	11-9
Current Streak .....	W-2

Largest Winning Margin .....	16
Largest Losing Margin .....	12

vs. Teams .500 or better .....	25-9
vs. Teams worse than .500 .....	4-4

### LEADING OFF

Pedroia Leads Off .....	29-12
Curtis Leads Off .....	0-1
Walsh Leads Off .....	1-0





# Sun Devil Baseball 2004

## Sun Devil Baseball Team and Player Superlatives

(Through 43 Games of 2004 Season)

### 2004 Arizona State Team Superlatives

#### TEAM BATTING

Most At-Bats:	45	UConn (2/27)
Fewest At-Bats:	27	Rice (2/22)
Most Runs (Game):	18 - 2x	UConn (2/29)
Most Runs (Inning):	10 (4th)	WSU (4/23)
Most Runs (1st Inning):	7	Gonzaga (2/16)
Fewest Runs (Game):	0	Oklahoma (2/15)
Most Hits (Game):	21	UConn (2/27)
Fewest Hits (Game):	4 - 2x	Tulane (3/12)
RBI:	18	UConn (2/27)
Doubles:	6 - 3x	UConn (2/28)
Triples:	1 - 3x	ORU (4/8)
Home Runs:	4	Wichita State (4/27)
Total Bases:	32 - 2x	UConn (2/28)
Walks:	15	FSU (2/8)
Most Strikeouts:	11 - 2x	Wichita State (4/28)
Fewest Strikeouts:	2	UConn (2/28)
Sacrifice Bunts:	5	WSU (4/23)
Sacrifice Flies:	4	UCLA (4/18)
Stolen Bases:	4	Arizona (4/12)
Left on Base:	15 - 2x	ECU (3/7)
Hit into DP:	3 - 3x	Wichita State (4/27)
Hit by Pitches:	4 - 2x	UConn (2/29)

#### TEAM FIELDING

Most Putouts:	27 - 40x	Wichita State (4/28)
Most Assists:	16	ORU (4/9)
Most Errors:	4	Gonzaga (2/16)
DPs Turned:	3 - 4x	Cal (3/20)

#### TEAM PITCHING

Most Runs Allowed:	20	Cal (3/20)
Fewest Runs Allowed:	0 - 3x	Arizona (2/24)
Most Hits Allowed:	19	Cal (3/20)
Fewest Hits Allowed:	2	Memphis (2/21)
Most Strikeouts:	17	FSU (2/8)
Fewest Strikeouts:	4	ECU (3/5)
Most Walks:	11 - 2x	UConn (2/27)
Fewest Walks:	0	UCLA (4/17)
Hit-by-Pitches:	4	USC (4/4)
Wild Pitches:	2	Oklahoma State (3/17)
Balks:	2	Cal (3/19)
Home Runs Allowed:	4	FSU (2/7)
Most Pitchers Used:	8	Wichita State (4/27)

#### MISCELLANEOUS

Consecutive Wins:	9	---
Consecutive Losses:	3	---
Home Wins In a Row:	11	---
Road Wins In a Row:	4	---
Longest Game:	3:59	Arizona (4/12)
Shortest Game:	2:25	Memphis (2/21)
Most Innings:	9.0 - 43x	Wichita State (4/28)
Largest Home Attendance:	3,386	FSU (2/8)
Largest Road Attendance:	4,521	Wichita State (4/27)
Largest Overall Attendance:	3,386	FSU (2/8)
Largest 3-Game Home Attendance:	9,693	FSU (2/6-8)

### 2004 Arizona State Player Superlatives

#### INDIVIDUAL BATTING

At-Bats:	6	last Pedroia (3/28 vs. UW)
Runs:	4	Dhaenens (2/29 vs. UConn)
Hits:	5	Buck (2/29 vs. UConn)
RBIs:	8	Buck (2/29 vs. UConn)
Doubles:	4	Buck (2/29 vs. UConn)
Triples:	1 - 3x	Asanovich (4/10 vs. ORU)
Home Runs:	2	Pedroia (4/27 at Wichita State)
Grand Slams:	1	Pedroia (2/28 vs. UConn)
Total Bases:	9	Cook (2/27 vs. UConn)
Walks:	3	last Dhaenens (3/28 vs. UW)
Strikeouts:	4	Zinicola (4/28 at Wichita State)
Hit By Pitch:	2 - 5x	last Walsh (3/28 vs. UW)
Sacrifice Flies:	1	last Pedroia (4/18 at UCLA)
Sacrifice Bunts:	2 - 2x	last Buck (4/23 at WSU)
Stolen Bases:	2 - 2x	last Asanovich (4/12 vs. ARIZ)
Caught Stealing:	1	last Asanovich (4/25 at WSU)
Runners LOB:	6	Curtis (3/7 vs. ECU)

#### INDIVIDUAL FIELDING

Putouts:	16	Gosewisch (2/8 vs. FSU)
Assists (INF):	7	Pedroia (4/9 vs. ORU)
Assists (OF):	1 - 6x	last Buck (4/16 at UCLA)
Errors:	2	Pedroia (2/20 vs. Lamar)
Passed Balls:	1 - 2x	Bocchi (4/16 vs. UCLA)

#### INDIVIDUAL PITCHING

Innings Pitched:	9.0 - 2x	Mousser (4/23 at WSU)
Runs Allowed:	8	Webb (3/20 vs. Cal)
Walks:	5	Mousser (3/5 vs. ECU)
Strikeouts:	10	Bordes (2/24 vs. Arizona)
Hits Allowed (S):	9	Mousser (3/12 vs. Tulane)
Fewest Hits (S):	0	Mousser (2/27 vs. UConn)
Wild Pitches:	1 - 15x	last Bresnehan (4/25 at WSU)
Hit Batters:	3	Mousser (4/4 vs. USC)
Balks:	2	Averill (3/19 vs. Cal)

### Runners in Scoring Position

Player	Avg	AB	H	RBI
Dustin Pedroia.....	.440	50	22	32
Nick Walsh.....	.405	37	15	19
Zechry Zinicola....	.375	24	9	15
Tuffy Gosewisch....	.356	45	16	27
Joel Bocchi.....	.348	23	8	10
Joe Persichina.....	.342	38	13	17
Travis Buck.....	.323	65	21	38
Jeff Larish.....	.291	79	23	34
Colin Curtis.....	.288	52	15	22
Chris Cook.....	.278	18	5	9
Josh Asanovich.....	.265	34	9	23
Seth Dhaenens.....	.231	26	6	5
Ryan McKenna.....	.231	13	3	4
Nick Cadena.....	.208	24	5	8
<b>Totals.....</b>	<b>.319</b>	<b>543</b>	<b>173</b>	<b>267</b>

### Bases Loaded

Player	Avg	AB	H	RBI
Travis Buck.....	.667	9	6	14
Dustin Pedroia.....	.667	6	4	10
Tuffy Gosewisch....	.583	12	7	18
Joe Persichina.....	.500	6	3	10
Josh Asanovich.....	.444	9	4	12
Jeff Larish.....	.357	14	5	11
Chris Cook.....	.333	3	1	2
Nick Walsh.....	.250	8	2	4
Joel Bocchi.....	.250	4	1	3
Colin Curtis.....	.154	13	2	7
<b>Totals.....</b>	<b>.367</b>	<b>98</b>	<b>36</b>	<b>97</b>



# Sun Devil Baseball 2004

## Games With At Least One Hit

Asanovich	21 of 31 games
Buck	33 of 43 games
Bocchi	12 of 21 games
Cadena	9 of 28 games
Cook	13 of 26 games
Curtis	29 of 42 games
Dhaenens	14 of 27 games
Gosewisch	32 of 43 games
Holiday	0 of 0 games
Larish	32 of 41 games
McKenna	4 of 14 games
Mesa	6 of 14 games
Pedroia	37 of 43 games
Persichina	23 of 38 games
Walsh	24 of 37 games
Zinicola	12 of 18 games

\*must be an official at-bat to count

## Games With An RBI

Asanovich	14 of 31 games
Buck	25 of 43 games
Bocchi	6 of 22 games
Cadena	8 of 29 games
Cook	6 of 26 games
Curtis	14 of 42 games
Dhaenens	5 of 27 games
Gosewisch	20 of 43 games
Holiday	0 of 0 games
Larish	19 of 41 games
McKenna	3 of 14 games
Mesa	5 of 14 games
Pedroia	24 of 43 games
Persichina	14 of 37 games
Walsh	12 of 37 games
Zinicola	12 of 19 games

\*may reflect walk with an RBI

## Extra Base Hits

Pedroia	29
Buck	20
Larish	19
Curtis	13
Gosewisch	12
Asanovich	11
Cook	8
Persichina	7
Walsh	6
Zinicola	5
Cadena	4
Bocchi	3
McKenna	2
Dhaenens	2
Mesa	1
Holiday	0

## Home Run Breakdown

Total Home Runs	36
Solo Home Runs	19
2-Run Home Runs	13
3-Run Home Runs	3
Grand Slams	1
Back-to-Back	0
First Inning	5
Second Inning	5
Third Inning	6
Fourth Inning	2
Fifth Inning	4
Sixth Inning	3
Seventh Inning	5
Eighth Inning	5
Ninth Inning	1
Tenth or later	0
Pinch-Hit Home Runs	0

## Breaking Down the Bullpen:

2004 Season Bullpen Stats							1st Batters								
Pitcher	G	W-L-S	ERA	IP	H	R-ER	RI/S	Retired/Faced	Last Relief App.	IP	H	R	ER	BB	SO
Andes	14	3-1-2	5.68	19.0	22	13-12	13/7	6/14	4/27 at WSU	1.1	2	1	1	0	1
Averill	15	3-1	4.12	43.2	35	20-20	11/3	10/15	4/27 at WSU (w)	2.0	0	0	0	0	1
Bordes	4	0-0	14.29	5.2	9	9-9	4/2	3/4	4/27 at WSU	0.2	1	0	0	0	0
Blake	10	1-0-1	6.32	15.2	20	14-11	11/7	2/10	4/18 at UCLA	0.1	1	0	0	0	1
Bresnehan	18	3-2-5	4.41	34.2	31	23-17	13/10	12/18	4/27 at WSU	2.2	1	0	0	3	4
Cassa	12	1-0-1	10.06	17.0	22	20-19	21/5	8/12	4/27 at WSU	0.0	2	4	4	2	0
Marotz	11	0-0	3.60	15.0	13	7-6	18/3	7/11	4/25 at WSU	2.0	1	0	0	0	2
Urquidez	2	0-0	11.57	2.1	4	3-3	2/1	1/2	4/28 at WSU	1.1	3	2	2	1	2
Webb	7	0-0	8.10	3.1	8	10-3	8/4	4/7	4/8 vs. ORU	0.0	1	0	0	1	0
Zinicola	13	3-2-4	3.91	25.1	26	12-11	8/1	10/13	4/28 at WSU (s)	1.1	1	0	0	0	1

RI = Runners Inherited S = Runners Scored

## Charting The Bullpen:

Opponent	Date	W-L-S	Pitchers	Inn.	IP	H	R-ER	BB	SO
Florida State	2/6	W	Zinicola	8th	2.0	1	0-0	1	2
Florida State	2/7	W	Marotz/Cassa/Averill/Bresnehan	1st	8.1	7	3-3	5	5
Florida State	2/8	S	Bresnehan/Blake/Andes	6th	4.0	3	5-3	8	8
CS Northridge	2/13	W	Averill	7th	2.2	0	0-0	0	3
Utah	2/14	---	Marotz/Webb	7th	3.0	2	0-0	1	4
Oklahoma	2/15	---	Bresnehan/Andes/Bordes	6th	3.2	4	3-3	3	5
Gonzaga	2/16	W/S	Bresnehan/Zinicola	3rd	7.0	6	0-0	1	11
Lamar	2/20	L	Averill/Zinicola	5th	3.2	3	2-2	1	1
Memphis	2/21	S	Blake	7th	3.0	1	0-0	0	0
Arizona	2/24	S	Bresnehan	7th	3.0	0	0-0	1	5
UConn	2/27	---	Blake/Andes/Webb/Marotz	6th	4.0	3	2-2	8	5
UConn	2/28	W	Bresnehan/Averill	5th	5.0	2	2-0	5	6
UConn	2/29	---	Averill/Zinicola/Marotz/Blake	4th	6.0	13	10-10	3	6
ECU	3/5	W/S	Averill/Andes/Bresnehan	6th	3.2	5	3-3	0	3
ECU	3/6	S	Bresnehan	8th	2.0	1	0-0	0	2
ECU	3/7	W/S	Andes/Marotz/Blake/Cassa	4th	6.0	8	5-5	1	4
Tulane	3/12	---	Averill	5th	4.2	0	0-0	0	4
Tulane	3/13	---	Cassa/Andes	6th	3.1	4	2-2	1	1
Tulane	3/14	W/S	Averill/Webb/Bresnehan	5th	4.2	3	1-1	1	2
Okla. State	3/16	W/S	Andes/Bresnehan	5th	4.2	4	0-0	0	3
Okla. State	3/17	W	Blake/Marotz/Webb	3rd	7.0	8	3-3	2	3
California	3/19	L	Averill/Andes/Bresnehan	4th	6.0	9	7-7	1	4
California	3/20	---	Bordes/Marotz/Cassa/Webb/Blake	2nd	7.2	15	17-8	9	5
California	3/21	---	Bresnehan	8th	2.0	6	2-2	0	0
Washington	3/26	---	Averill	5th	4.2	8	6-6	2	3
Washington	3/27	S	Andes	7th	3.0	1	0-0	0	3
Washington	3/28	L	Cassa/Andes/Bresnehan	5th	5.0	5	6-5	1	2
USC	4/2	---	Cassa	9th	0.2	1	0-0	0	0
USC	4/3	L	Cassa/Averill/Webb/Andes/Zinicola	2nd	7.2	12	13-12	5	2
USC	4/4	---	Andes/Bresnehan/Averill	5th	5.0	10	5-5	1	5
Oral Roberts	4/8	L	Andes/Cassa/Zinicola/Bresnehan/Blake/Webb/Marotz	4th	5.2	6	7-3	7	4
Oral Roberts	4/9	---	Zinicola	8th	2.0	1	0-0	1	2
Oral Roberts	4/10	---	Cassa/Marotz	6th	4.0	5	2-2	2	6
Arizona	4/12	W/S	Averill/Cassa/Zinicola	3rd	7.0	6	1-1	2	12
UCLA	4/16	---	Blake/Marotz	8th	2.0	2	3-3	4	3
UCLA	4/17	W	Averill/Zinicola	5th	5.0	0	0-0	0	4
UCLA	4/18	L	Cassa/Bresnehan/Bordes/Blake/Zinicola	2nd	6.1	10	10-10	5	8
WSU	4/24	W	Zinicola	7th	2.2	1	0-0	0	3
WSU	4/25	---	Bresnehan/Marotz	6th	2.2	2	3-3	3	3
Wichita State	4/27	W/S	Bordes/Cassa/Andes/Bresnehan/Averill/Urquidez/Zinicola	1st	8.2	9	6-6	7	8
Wichita State	4/28	S	Urquidez/Zinicola	7th	2.2	4	2-2	1	3

## Starters vs. The Bullpen

Starting Pitchers	3.87 ERA	W-L	IP	H	R	ER	BB	SO
		16-7	202.1	188	106	87	100	155
Relief Pitchers	5.40 ERA	W-L-S	IP	H	R	ER	BB	SO
		14-6-13	181.2	191	131	109	92	164



# Sun Devil Baseball 2004

## Sun Devil Pitchers – Career Game-by-Game

### Quentin Andes • RHP • #21

2004	Opp	S/R	W/L	IP	H	R	ER	BB-SO
2/8	FSU (#18)	R	S	2.1	1	0	0	2-4
2/15	OKLA	R	---	1.1	1	1	1	1-1
2/27	UConn	R	---	1.0	1	1	1	3-2
3/5	ECU (#18)	R	W	0.2	1	0	0	0-0
3/7	ECU (#18)	R	W	1.2	2	1	1	1-2
3/13	Tulane (#11)	R	---	2.2	1	0	0	1-1
3/16	Okla. State	R	W	3.0	2	0	0	0-2
3/19	Cal	R	L	1.1	3	2	2	0-1
3/27	Washington	R	S	3.0	1	0	0	0-3
3/28	Washington	R	---	0.1	2	2	2	0-0
4/3	USC	R	---	0.0	2	2	1	1-0
4/4	USC	R	---	0.1	4	3	3	0-0
4/8	ORU (#24)	R	---	0.0	0	0	0	2-0
4/27	Wichita St.	R	---	1.1	2	1	1	0-1
Season Totals		14	3-1-2	19.0	23	13	12	11-17

### Pat Cassa • LHP • #26

2004	Opp	S/R	W/L	IP	H	R	ER	BB-SO
2/7	FSU (#18)	R	---	2.0	1	1	1	1-2
2/15	OKLA	R	L	5.1	5	3	3	1-2
2/21	Memphis	S	W	6.0	1	0	0	2-9
2/28	UConn	S	---	4.0	5	3	1	3-4
3/7	ECU (#18)	R	S	3.1	4	2	2	0-2
3/13	Tulane (#11)	R	---	0.2	3	2	2	0-0
3/16	Okla. State	S	---	4.1	4	2	0	2-4
3/20	California	R	---	0.1	1	3	2	2-0
3/28	Washington	R	---	2.0	0	0	0	1-0
4/2	USC	R	---	0.2	1	0	0	0-0
4/3	USC	R	---	1.2	2	2	2	2-0
4/8	ORU (#24)	R	---	1.2	1	0	0	0-2
4/10	ORU (#24)	R	---	1.2	4	2	2	1-2
4/12	Arizona	R	W	1.2	0	0	0	0-3
4/18	UCLA	R	---	1.1	3	4	4	1-1
4/27	Wichita St.	R	---	0.0	2	4	4	2-0
Season Totals		16	2-1-1	36.2	37	28	23	18-31

### Jason Urquidez • RHP • #34

2004	Opp	S/R	W/L	IP	H	R	ER	BB-SO
2/8	FSU (#18)	S	W	5.0	6	1	1	3-9
2/14	Utah	S	W	6.0	3	0	0	2-7
2/22	Rice (#1)	S	W	9.0	3	1	1	2-7
2/29	UConn	S	W	3.0	3	1	1	1-1
3/6	ECU (#18)	S	W	7.0	5	4	3	3-4
3/12	Tulane (#11)	S	W	5.2	4	1	1	5-5
3/20	California	S	L	1.1	4	3	3	2-0
3/26	Washington	S	L	4.1	5	5	3	4-6
4/2	USC	S	W	8.1	7	3	3	6-7
4/9	ORU (#24)	S	W	7.0	5	1	1	2-6
4/17	UCLA	S	---	4.0	8	3	3	0-2
4/24	WSU	S	---	6.1	7	2	2	1-4
4/27	Wichita St.	R	---	1.0	1	1	1	2-1
4/28	Wichita St.	R	---	1.1	3	2	2	1-2
Season Totals		15	8-2	69.1	64	28	25	34-61

### Jeff Mousser • RHP • #35

2004	Opp	S/R	W/L	IP	H	R	ER	BB-SO
2/6	FSU (#18)	S	---	7.0	3	1	1	1-3
2/13	CSUN	S	---	6.1	4	3	1	1-6
2/20	Lamar	S	---	4.1	6	3	3	1-3
2/27	UConn	S	W	5.0	0	0	0	3-2
3/5	ECU (#18)	S	---	5.1	5	3	3	5-1
3/12	Tulane (#11)	S	L	4.1	9	5	3	1-3
3/19	Cal	S	---	3.0	4	2	2	2-1
4/4	USC	S	L	4.0	5	5	5	0-2
4/10	ORU (#24)	S	L	5.0	6	4	3	3-3
4/16	UCLA	S	W	7.0	5	1	1	2-2
4/23	WSU	S	W	9.0	9	5	5	3-0
4/28	Wichita St.	S	W	6.1	2	1	0	4-5
Season Totals		12	4-3	66.2	58	33	27	26-31

2003	Opp	S/R	W/L	IP	H	R	ER	BB-SO
1/30	Arizona	S	W	6.1	6	2	2	2-0
2/6	ASU	S	---	5.2	7	5	3	1-3
2/15	Cal Poly	S	W	8.0	5	1	1	2-6
2/27	Wash. State	S	W	9.0	5	0	0	1-5
3/6	TCU	S	---	4.0	10	5	2	2-2
3/13	UNM	S	L	4.0	11	13	13	2-4
3/20	UNLV	S	L	9.0	5	6	5	1-6
3/27	Utah	S	---	2.0	2	2	2	1-4
4/3	SDSU	S	L	8.0	4	2	2	2-6
4/10	Air Force	S	W	8.0	8	2	2	1-8
4/17	UNM	S	L	5.0	9	6	6	1-3
4/24	UNLV	S	L	3.2	6	8	7	3-4
5/1	Utah	S	W	6.0	5	2	2	0-2
5/8	SDSU	S	L	5.2	13	9	8	1-2
5/15	Air Force	S	---	3.2	8	8	7	1-2
5/22	SDSU	S	L	7.2	13	6	6	1-7
Season Totals		16	5-7	95.2	117	77	68	22-73

2002	Opp	S/R	W/L	IP	H	R	ER	BB-SO
1/25	TRU	R	L	3.0	4	4	3	2-4
1/31	UCL	R	W	3.2	2	0	0	3-6
2/4	UCSB	R	---	2.0	5	4	3	2-1
2/12	Stanford	R	---	1.1	1	0	0	0-1
2/15	Pacific	R	---	0.2	1	1	1	0-1
2/21	Hawaii	R	W	5.0	2	0	0	2-6
3/12	UNLV	S	W	5.0	3	1	1	4-5
3/21	SDSU	S	L	3.2	10	13	2	3-4
3/29	Air Force	S	W	7.0	3	2	1	1-3
4/4	Utah	S	W	8.1	8	2	2	1-10
4/11	UNM	S	---	5.0	10	8	7	1-4
4/18	SDSU	S	L	3.0	7	6	6	5-4
4/25	Air Force	S	---	8.1	5	2	2	1-10
5/2	UNLV	S	L	4.0	13	7	6	2-3
5/9	Utah	S	W	6.0	10	4	4	2-3
5/16	UNM	S	---	6.0	12	7	3	1-6
5/22	Air Force	S	W	6.0	7	3	3	2-1
5/25	SDSU	R	---	8.0	0	0	0	1-0
5/31	USC	S	---	8.0	6	4	3	5-1
Season Totals		19	9-4	90.1	109	68	49	38-73

2001	Opp	S/R	W/L	IP	H	R	ER	BB-SO
2/3	Fresno St.	R	---	3.0	3	0	0	0-0
2/9	California	R	---	1.0	0	0	0	0-1
2/23	Illinois	R	---	1.0	0	0	0	0-1
3/2	UNM	R	---	2.0	2	0	0	1-2
3/9	SDSU	R	---	0.2	1	0	0	0-1
3/22	Air Force	R	---	2.0	5	4	4	1-0
4/2	SUU	R	W	6.0	7	3	3	2-8
4/5	Utah	R	---	2.1	5	5	4	0-3
4/16	Utah	R	---	4.1	10	8	6	1-5
4/20	Utah	R	W	4.2	4	2	2	0-6
5/4	ORU	S	W	6.0	3	0	0	4-4
5/17	Utah	R	---	4.1	7	8	7	1-5
Season Totals		12	3-0	36.2	47	30	26	11-35

\*\*\*2001-03 played at BYU\*\*

### Zechry Zinicola • RHP • #37

2004	Opp	S/R	W/L	IP	H	R	ER	BB-SO
2/6	FSU (#18)	R	W	2.0	1	0	0	1-2
2/16	Gonzaga	R	S	2.0	3	0	0	0-4
2/20	Lamar	R	L	1.0	2	2	2	1-1
2/29	UConn	R	---	2.0	4	3	2	2-2
3/7	ECU (#18)	S	---	3.0	1	0	0	1-3
3/17	Okla. State	S	---	2.0	4	3	3	2-2
3/21	California	S	W	7.0	6	2	2	1-5
3/28	Washington	S	---	4.0	3	2	1	1-3
4/3	USC	R	---	3.1	4	5	5	1-2
4/8	ORU (#24)	R	---	2.0	1	0	0	0-0
4/9	ORU (#24)	R	---	2.0	1	0	0	1-2
4/12	Arizona	R	S	1.2	2	0	0	0-5
4/17	UCLA	R	W	1.1	0	0	0	0-2
4/18	UCLA	R	L	3.0	5	2	2	0-3
4/24	WSU	R	W	2.2	1	0	0	0-3
4/27	Wichita St.	R	S	1.0	2	0	0	0-1
4/28	Wichita St.	R	S	1.1	2	0	0	0-1
Season Totals		17	4-2-4	40.0	40	19	17	11-41

### Pat Bresnehan • RHP • #40

2004	Opp	S/R	W/L	IP	H	R	ER	BB-SO
2/7	FSU (#18)	R	W	0.2	0	0	0	0-0
2/8	FSU (#18)	R	---	0.0	1	3	3	3-0
2/15	OKLA	R	---	0.1	0	0	0	0-1
2/16	Gonzaga	R	W	5.0	4	0	0	1-7
2/24	ARIZ (#16)	R	S	3.0	0	0	0	1-5
2/28	UConn	R	W	4.0	2	2	2	4-5
3/5	ECU (#18)	R	S	1.0	0	0	0	0-1
3/6	ECU (#18)	R	S	2.0	1	0	0	0-2
3/14	Tulane (#11)	R	S	2.0	1	0	0	0-2
3/16	Okla. State	R	S	1.2	2	0	0	0-1
3/19	California	R	---	2.0	1	0	0	1-1
3/21	California	R	---	2.0	6	2	2	0-0
3/28	Washington	R	L	2.2	4	3	3	0-2
4/4	USC	R	---	2.2	3	2	2	1-3
4/8	ORU (#24)	R	L	1.1	3	6	3	4-2
4/12	Arizona	S	---	2.0	5	4	4	3-1
4/18	UCLA	R	---	1.0	1	1	1	0-1
4/25	WSU	R	---	0.2	1	3	3	3-1
4/27	Wichita St.	R	---	2.2	1	0	0	3-4
Season Totals		19	3-2-5	36.2	36	26	21	24-39

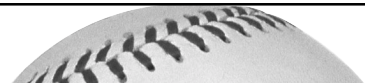
### Josh Blake • LHP • #41

2004	Opp	S/R	W/L	IP	H	R	ER	BB-SO
2/8	FSU (#18)	R	---	1.2	1	2	0	3-4
2/21	Memphis	R	S	3.0	0	0	0	0-0
2/27	UConn	R	---	1.0	1	0	0	1-0
2/29	UConn	R	---	1.0	6	4	4	0-0
3/7	ECU (#18)	R	---	0.2	2	2	2	0-0
3/17	Okla. State	R	W	3.0	4	2	2	1-1
3/20	California	R	---	4.1	2	0	0	3-4
4/8	ORU (#24)	R	---	0.0	0	1	0	0-0
4/16	UCLA	R	---	0.2	2	3	3	4-1
4/18	UCLA	R	---	0.1	1	0	0	0-1
Season Totals		10	1-0-1	15.2	16	14	11	12-11

### Erik Averill • LHP • #45

2004	Opp	S/R	W/L	IP	H	R	ER	BB-SO
2/7	FSU (#18)	R	---	5.0	4	1	1	3-3
2/13	CSUN	R	W	2.2	0	0	0	0-3
2/16	Gonzaga	S	---	2.2	5	7	5	2-2
2/20	Lamar	R	---	2.2	1	0	0	0-0
2/28	UConn	R	---	1.0	0	0	0	1-1
2/29	UConn	R	---	2.0	0	0	0	1-2
3/5	ECU (#18)	R	---	2.0	4	3	3	0-2
3/12	Tulane (#11)	R	---	4.2	0	0	0	0-4
3/14	Tulane (#11)	R	W	2.1	2	1	1	1-1
3/19	Cal	R	---	2.2	5	5	5	0-2
3/26	Washington	R	---	4.2	8	6	6	2-3
4/3	USC	R	L	2.2	4	3	3	1-0
4/4	USC	R	---	2.0	3	0	0	0-2
4/8	ORU (#24)	S	---	3.1	8	2	2	0-2
4/12	Arizona	R	---	3.2	4	1	1	2-4
4/17	UCLA	R	---	3.2	0	0	0	0-2
4/25	WSU	S	L	5.1	5	5	3	3-2
4/27	Wichita St.	R	W	2.0	0	0	0	0-1
Season Totals		17	3-2	54.1	53	34	30	15-36

# Sun Devil Baseball 2004



## Sun Devil Pitchers -- Career Game-by-Game

### Brett Bordes • LHP • #49

2004	Opp	S/R	W/L	IP	H	R	ER	BB-SO
2/7	FSU (#18)	S	---	0.2	4	6	6	3-2
2/15	OKLA	R	---	2.0	3	2	2	1-3
2/24	ARIZ (#16)	S	W	6.0	3	0	0	3-10
3/14	Tulane (#11)	S	---	4.1	3	0	0	3-6
3/20	California	R	---	2.1	6	4	4	1-1
3/27	Washington	S	W	6.0	4	4	4	5-6
4/3	USC	S	---	1.1	2	1	1	3-1
4/18	UCLA	R	---	0.2	0	3	3	4-2
4/27	Wichita St.	R	---	0.2	1	0	0	0-0
<b>Season Totals:</b>		<b>9</b>	<b>2-0</b>	<b>24.0</b>	<b>26</b>	<b>20</b>	<b>20</b>	<b>23-31</b>

2003	Opp.	S/R	W/L	IP	H	R	ER	BB-SO
1/16	UHH	R	---	1.2	0	0	0	2-2
1/19	UHH - 2	R	---	1.0	1	1	1	1-1
1/26	SDSU	R	---	0.1	1	0	0	1-0
1/31	LBSU	R	---	0.1	2	1	1	0-0
2/8	BYU	R	---	1.1	0	0	0	0-3
2/15	Okla. State	R	---	2.0	2	1	1	3-2
2/22	ND	R	---	2.1	1	0	0	2-3
3/2	PSU	R	---	0.2	2	0	0	0-2
3/9	CSUN	R	---	2.0	0	0	0	1-1
3/14	Oklahoma	R	---	1.0	1	0	0	1-1
3/16	Oklahoma	R	---	1.0	1	1	1	0-2
3/19	Wichita St.	R	---	1.0	1	2	2	1-0
3/23	Stanford	R	---	1.0	0	0	0	0-0
3/24	Stanford	R	---	0.1	1	0	0	1-0
3/28	USC	R	W	0.1	0	0	0	0-0
3/30	USC	R	---	0.1	2	1	1	1-0
4/2	N. Mexico	R	---	0.2	1	1	1	2-2
4/13	Cal - 2	R	---	1.0	0	0	0	2-0
4/17	UCLA	R	---	0.2	0	0	0	0-1
4/18	UCLA	R	L	1.0	0	1	1	0-1
4/26	WSU	R	---	0.1	0	0	0	2-0
4/27	WSU	R	---	1.0	1	0	0	1-2
5/14	Oregon St.	R	---	1.0	3	2	0	0-1
5/18	UW	R	---	2.0	0	0	0	3-1
5/25	Arizona	R	---	0.2	0	1	1	2-1
6/1	UNLV	R	---	1.0	0	0	0	0-1
6/8	CSF	R	---	2.0	0	0	0	2-1
<b>Season Totals:</b>		<b>27</b>	<b>1-1</b>	<b>28.0</b>	<b>21</b>	<b>12</b>	<b>10</b>	<b>28-27</b>

### Travis Webb • LHP • #50

2004	Opp	S/R	W/L	IP	H	R	ER	BB-SO
2/14	Utah	R	---	1.0	1	0	0	1-1
2/27	UConn	R	---	0.2	0	1	1	3-2
3/14	Tulane (#11)	R	---	0.1	0	0	0	0-0
3/17	Okla. State	R	---	1.0	1	0	0	0-0
3/20	California	R	---	0.1	5	8	1	2-0
4/3	USC	R	---	0.0	0	1	1	0-0
4/8	ORU #24)	R	---	0.0	1	0	0	1-0
<b>Season Totals</b>		<b>7</b>	<b>0-0</b>	<b>3.1</b>	<b>8</b>	<b>10</b>	<b>3</b>	<b>7-3</b>





# Sun Devil Baseball 2004

## Sun Devil Miscellaneous Hitting Statistics

Stats By Position			Stats By Order			Record By Margin				Big Innings	
Pos.	HR	RBI	Pos.	HR	RBI	No.	Total	H	A	Runs	No.
C	1	32	1	8	41	1R	7-3	4-1	3-2	2	38
1B	4	25	2	7	47	2R	3-4	2-4	1-0	3	23
2B	1	30	3	3	38	3R	2-0	1-0	1-0	4	9
3B	2	15	4	4	36	4R	5-1	5-0	0-1	5	4
SS	8	41	5	5	33	5R	1-0	1-0	0-0	6	5
LF	3	36	6	2	28	6R	1-1	1-0	0-1	7	3
CF	4	29	7	2	36	7R	3-1	2-1	1-0	8	0
RF	8	49	8	1	23	8R	2-0	1-0	1-0	9	0
DH	4	39	9	1	23	9R	0-1	0-1	0-0	10+	1
PH	0	9	Tot.	36	305	10+R	6-2	3-2	3-0	Tot.	83
Tot.	36	305				Tot.	30-13	20-9	10-4		

\*A\* includes neutral

## How the Sun Devils Have Scored:

0-Out Runs	1-Out Runs	2-Out Runs	Total Runs	Two-Out RBI
51	142	138	335	126

## Home Runs By ASU (36)

Player	Date	Opp.	Pitcher	Runners
Curtis	2/7	FSU	James	Solo
Pedroia	2/20	Lamar	Rinando	Solo
Curtis	2/21	Memphis	Hankins	Solo
Persichina	2/21	Memphis	Kines	Solo
Buck	2/22	Rice	Niemann	2-run
Curtis	2/27	UConn	Hourigan	3-run
Buck	2/27	UConn	Potvin	2-run
Pedroia	2/28	UConn	James	GS
Zinicola	2/28	UConn	Norton	2-run
Curtis	2/28	UConn	Gary	2-run
Larish	2/29	UConn	Tucci	2-run
Buck	2/29	UConn	McGinn	2-run
Buck	3/5	ECU	Taylor	Solo
Gosewisch	3/5	ECU	Taylor	Solo
Zinicola	3/5	ECU	Flye	2-run
Pedroia	3/6	ECU	Bunn	Solo
Buck	3/6	ECU	Harrell	Solo
Buck	3/7	ECU	Brooks	Solo
Buck	3/12	Tulane	Latham	2-run
Pedroia	3/13	Tulane	Crowel	Solo
Pedroia	3/13	Tulane	Charron	Solo
Cadena	3/20	Cal	Swanson	Solo
Cook	3/20	Cal	Swanson	Solo
Asanovich	3/21	Cal	Crist	3-run
Pedroia	3/27	UW	Everitt	Solo
Buck	3/28	UW	Baysinger	2-run
Cadena	3/28	UW	Baysinger	Solo
Asanovich	4/3	USC	Williams	Solo
Gosewisch	4/9	ORU	Recio	2-run
Pedroia	4/23	WSU	MacKenzie	2-run
Cook	4/23	WSU	MacKenzie	Solo
Buck	4/24	WSU	Trolia	2-run
Asanovich	4/27	Wichita	Roach	3-run
Pedroia	4/27	Wichita	Roach	Solo
Larish	4/27	Wichita	Roach	Solo
Pedroia	4/27	Wichita	Foster	Solo

## Game Winning RBI:

Gosewisch	6
Buck	5
Persichina	4
Zinicola	3
Pedroia	2
Asanovich	2
Curtis	1
Larish	1
Walsh	1
Cook	1
Bocchi	1

## Home Runs By Opponents (31)

Player	Date	Team	Pitcher	Runners
Martinez	2/7	FSU	Bordes	2-run
Smith	2/7	FSU	Bordes	3-run
Drew	2/7	FSU	Marotz	Solo
Martinez	2/7	FSU	Cassa	Solo
Thornton	2/15	OKLA	Andes	2-run
Cantu	2/20	Lamar	Mousser	Solo
D'Argento	2/29	UConn	Urquidez	Solo
Mocerino	2/29	UConn	Marotz	3-run
Jones	3/5	ECU	Averill	3-run
Norwood	3/6	ECU	Urquidez	2-run
T. Lawhorn	3/6	ECU	Urquidez	Solo
Norwood	3/7	ECU	Andes	Solo
Grace	3/7	ECU	Cassa	3-run
Nelson	3/20	Cal	Urquidez	2-run
Horwitz	3/21	Cal	Zinicola	Solo
Horwitz	3/21	Cal	Bresnehan	Solo
Otness	3/26	UW	Urquidez	2-run
Clem	3/26	UW	Averill	2-run
Larsen	3/26	UW	Averill	Solo
Clem	3/28	UW	Bresnehan	Grand Slam
Frost	4/3	USC	Zinicola	3-run
Clement	4/4	USC	Mousser	2-run
Bigley	4/10	ORU	Mousser	Solo
Lex	4/10	ORU	Cassa	2-run
McMillan	4/17	UCLA	Urquidez	Solo
McCarthy	4/18	UCLA	Cassa	2-run
Denove	4/18	UCLA	Cassa	2-run
McCarthy	4/18	UCLA	Zinicola	2-run
Rubin	4/23	WSU	Mousser	Solo
Napolitan	4/27	Wichita	Cassa	Grand Slam
Sorensen	4/28	Wichita	Urquidez	2-run

## Series Pitching Breakdown:

	W-L	ERA	IP	H	R	ER	BB	SO
Florida State	3-0	4.67	27.0	24	16	14	21	29
Surprise	2-1	2.33	27.0	18	9	7	7	27
Rice Tourney	2-1	2.08	26.0	14	6	6	6	20
UConn	3-0	4.33	27.0	26	18	13	23	24
ECU	3-0	4.67	27.0	25	15	14	10	17
Tulane	2-1	2.33	27.0	23	9	7	11	22
Okla. St.	2-0	3.00	18.0	20	8	6	6	12
California	1-2	7.33	27.0	44	33	22	15	15
Washington	1-2	6.33	27.0	26	23	19	13	23
USC	1-2	8.67	27.0	37	27	26	15	17
ORU	1-2	3.67	27.0	31	16	11	15	23
UCLA	2-1	6.23	26.0	26	18	18	14	21
Wash. St.	2-1	4.50	26.0	24	15	13	10	12
Wichita St.	2-0	5.00	18.0	16	12	10	14	16
NMSU	0-0	0.00	0.0	0	0	0	0	0
OSU	0-0	0.00	0.0	0	0	0	0	0
Arizona	0-0	0.00	0.0	0	0	0	0	0
Stanford	0-0	0.00	0.0	0	0	0	0	0

## Series Batting Breakdown:

	AVG	AB	R	H	RBI	2B-3B-HR	BB-SO
Florida State	.269	108	24	29	24	13-0-1	23-18
Surprise	.287	101	24	29	18	8-0-0	23-21
Rice Tourney	.250	92	14	23	11	4-0-4	12-24
UConn	.442	120	52	53	51	11-1-7	27-14
ECU	.326	89	20	29	20	5-0-6	18-13
Tulane	.283	99	19	28	19	5-0-3	17-15
Okla. St.	.377	77	19	29	18	7-0-0	10-14
California	.309	110	23	34	20	8-0-3	11-19
Washington	.276	98	16	27	12	3-0-3	19-12
USC	.342	111	18	38	17	8-0-1	18-26
ORU	.313	99	17	31	15	3-2-1	9-13
UCLA	.317	101	26	32	24	8-0-0	20-23
Wash. St.	.351	114	26	40	23	7-0-3	11-18
Wichita St.	.347	75	14	26	13	5-0-4	6-13
NMSU	.000	0	0	0	0	0-0-0	0-0
OSU	.000	0	0	0	0	0-0-0	0-0
Arizona	.000	0	0	0	0	0-0-0	0-0
Stanford	.000	0	0	0	0	0-0-0	0-0

## Pinch-Hitting Statistics:

Player	AB	AVG	H	2B	3B	HR	RBI
Bocchi	8	.500	4	0	0	0	1
Asanovich	2	.500	1	0	0	0	0
Walsh	6	.333	2	1	0	0	2
Cook	10	.300	3	2	0	0	2
Cadena	19	.158	3	0	0	0	1
McKenna	11	.091	1	0	0	0	1
Zinicola	3	.000	0	0	0	0	2
Mesa	2	.000	0	0	0	0	0
Cosentino	1	.000	0	0	0	0	0
Dhaenens	1	.000	0	0	0	0	0
Persichina	1	.000	0	0	0	0	0
Schoenberger	3	.000	0	0	0	0	0
Totals:	69	.203	14	3	0	0	9

## Batted Around (18):

At-Bats	Opponent	Inning	Date
9	Florida State	4th	2/8
9	CS Northridge	7th	2/13
12	CS Northridge	8th	2/13
9	Utah	5th	2/14
11	Gonzaga	1st	2/16
11	UConn	3rd	2/27
10	UConn	3rd	2/28
10	UConn	5th	2/28
9	UConn	6th	2/28
9	UConn	2nd	2/29
9	UConn	3rd	2/29
9	UConn	4th	2/29
9	California	1st	3/19
9	Washington	3rd	3/27
11	USC	7th	4/2
9	UCLA	7th	4/16
9	UCLA	6th	4/18
14	WSU	4th	4/23



# Sun Devil Baseball 2004

## Starting Lineups By Batting Order

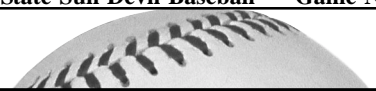
Date	Opponent	No. (Time)	Record	1	2	3	4	5	6	7	8	9
2/6	Florida State	1 (1)	1-0	Pedroia	Larish	Buck	Gosewisch	Mesa	Asanovich	Persichina	Curtis	Walsh
2/7	Florida State	2 (1)	1-0	Pedroia	Larish	Buck	Gosewisch	Mesa	McKenna	Asanovich	Curtis	Persichina
2/8	Florida State	3 (1)	1-0	Pedroia	Buck	Larish	Cadena	Gosewisch	Curtis	Asanovich	Persichina	Mesa
2/13	CS Northridge	4 (1)	1-0	Pedroia	Buck	Larish	Bocchi	Mesa	Gosewisch	Curtis	Asanovich	Persichina
2/14	Utah	4 (2)	2-0	Pedroia	Buck	Larish	Bocchi	Mesa	Gosewisch	Curtis	Asanovich	Persichina
2/15	Oklahoma	5 (1)	0-1	Pedroia	Buck	Larish	Bocchi	Cook	Gosewisch	Curtis	Asanovich	Mesa
2/16	Gonzaga	4 (3)	3-0	Pedroia	Buck	Larish	Bocchi	Mesa	Gosewisch	Curtis	Asanovich	Persichina
2/20	Lamar	6 (1)	0-1	Pedroia	Buck	Larish	Bocchi	Gosewisch	Curtis	Persichina	Asanovich	Dhaenens
2/21	Memphis	7 (1)	1-0	Pedroia	Buck	Larish	Zinicola	Curtis	Persichina	Gosewisch	Dhaenens	Walsh
2/22	Rice	8 (1)	1-0	Pedroia	Buck	Larish	Bocchi	Curtis	Persichina	Gosewisch	Dhaenens	Walsh
2/24	Arizona	9 (1)	1-0	Pedroia	Buck	Larish	Zinicola	Curtis	Persichina	Gosewisch	Mesa	Walsh
2/27	UConn	9 (2)	2-0	Pedroia	Buck	Larish	Zinicola	Curtis	Persichina	Gosewisch	Mesa	Walsh
2/28	UConn	10 (1)	1-0	Pedroia	Buck	Larish	Zinicola	Curtis	Persichina	Gosewisch	Walsh	Dhaenens
2/29	UConn	11 (1)	1-0	Pedroia	Buck	Larish	Cadena	Curtis	Cook	Gosewisch	Dhaenens	Asanovich
3/5	ECU	12 (1)	1-0	Pedroia	Buck	Larish	Zinicola	Gosewisch	Cook	Curtis	Asanovich	Mesa
3/6	ECU	13 (1)	1-0	Pedroia	Buck	Larish	McKenna	Curtis	Persichina	Gosewisch	Walsh	Mesa
3/7	ECU	14 (1)	1-0	Pedroia	Buck	Larish	Bocchi	Curtis	Persichina	Gosewisch	Walsh	Dhaenens
3/12	Tulane	14 (2)	1-1	Pedroia	Buck	Larish	Bocchi	Curtis	Persichina	Gosewisch	Walsh	Dhaenens
3/13	Tulane	15 (1)	1-0	Pedroia	Walsh	Buck	Larish	Gosewisch	Curtis	Persichina	Cadena	Dhaenens
3/14	Tulane	15 (2)	2-0	Pedroia	Walsh	Buck	Larish	Gosewisch	Curtis	Persichina	Cadena	Dhaenens
3/16	Okla. State	16 (1)	1-0	Pedroia	Walsh	Buck	Larish	Zinicola	Curtis	Persichina	Gosewisch	Dhaenens
3/17	Okla. State	17 (1)	1-0	Pedroia	Buck	Larish	Cook	Curtis	Bocchi	Gosewisch	Asanovich	Dhaenens
3/19	California	18 (1)	0-1	Pedroia	Buck	Larish	Zinicola	Curtis	Persichina	Walsh	Gosewisch	Dhaenens
3/20	California	19 (1)	0-1	Pedroia	Walsh	Buck	Zinicola	Curtis	Persichina	Gosewisch	McKenna	Dhaenens
3/21	California	20 (1)	1-0	Pedroia	Buck	Curtis	Bocchi	Cook	Cadena	Asanovich	Gosewisch	Dhaenens
3/26	Washington	21 (1)	0-1	Pedroia	Buck	Curtis	Zinicola	Larish	Gosewisch	Persichina	Asanovich	Dhaenens
3/27	Washington	22 (1)	1-0	Pedroia	Walsh	Buck	Larish	Zinicola	Curtis	Gosewisch	Persichina	Dhaenens
3/28	Washington	23 (1)	0-1	Pedroia	Walsh	Buck	Larish	Curtis	Gosewisch	Bocchi	Persichina	Dhaenens
4/2	USC	24 (1)	1-0	Pedroia	Walsh	Larish	Buck	Zinicola	Curtis	Gosewisch	Cook	Dhaenens
4/3	USC	25 (1)	0-1	Pedroia	Walsh	Buck	Cadena	Cook	Larish	Gosewisch	Curtis	Asanovich
4/4	USC	26 (1)	0-1	Pedroia	Walsh	Buck	Larish	Gosewisch	Curtis	Cook	Cadena	Asanovich
4/8	Oral Roberts	27 (1)	0-1	Curtis	Walsh	Pedroia	Buck	Larish	Asanovich	Gosewisch	Dhaenens	Persichina
4/9	Oral Roberts	28 (1)	1-0	Pedroia	Walsh	Buck	Cook	Larish	Curtis	Gosewisch	Persichina	Dhaenens
4/10	Oral Roberts	29 (1)	0-1	Pedroia	Walsh	Buck	Larish	Bocchi	Curtis	Gosewisch	Persichina	Asanovich
4/12	Arizona	30 (1)	1-0	Walsh	Persichina	Pedroia	Buck	Asanovich	Bocchi	Curtis	Larish	Dhaenens
4/16	UCLA	31 (1)	1-0	Pedroia	Walsh	Buck	Asanovich	Persichina	Gosewisch	Larish	Curtis	Dhaenens
4/17	UCLA	32 (1)	1-0	Pedroia	Walsh	Buck	Cadena	Persichina	Gosewisch	Larish	Asanovich	Curtis
4/18	UCLA	33 (1)	0-1	Pedroia	Walsh	Buck	Asanovich	Cook	Gosewisch	Larish	Cadena	Curtis
4/23	Wash. State	34 (1)	1-0	Pedroia	Walsh	Buck	Cook	Persichina	Larish	Gosewisch	Curtis	Asanovich
4/24	Wash. State	35 (1)	1-0	Pedroia	Buck	Larish	Zinicola	Persichina	Asanovich	Gosewisch	Curtis	Dhaenens
4/25	Wash. State	36 (1)	0-1	Pedroia	Walsh	Buck	Asanovich	Cadena	Gosewisch	Larish	Cook	Persichina
4/27	Wichita St.	37 (1)	1-0	Pedroia	Buck	Larish	Zinicola	Asanovich	Curtis	Gosewisch	Cook	Walsh
4/28	Wichita St.	38 (1)	1-0	Pedroia	Buck	Larish	Zinicola	Asanovich	Gosewisch	Curtis	Cook	Walsh
5/3	NMSU											
5/4	NMSU											
5/14	Oregon St.											
5/15	Oregon St.											
5/16	Oregon St.											
5/18	New Mexico											
5/19	NMSU											
5/21	Arizona											
5/22	Arizona											
5/23	Arizona											
5/28	Stanford											
5/29	Stanford											
5/30	Stanford											

**Total Number of Different Batting Lineups: 38**

**Most Common Lineup by Batting Order: #4 (3 times)**



# Sun Devil Baseball 2004



## Starting Lineups By Defensive Lineup

<u>Date</u>	<u>Opponent</u>	<u>No. (Time)</u>	<u>Record</u>	<u>C</u>	<u>1B</u>	<u>2B</u>	<u>3B</u>	<u>SS</u>	<u>LF</u>	<u>CF</u>	<u>RF</u>	<u>DH</u>
2/6	Florida State	1 (1)	1-0	Gosewisch	Persichina	Asanovich	Mesa	Pedroia	Larish	Curtis	Buck	Walsh
2/7	Florida State	2 (1)	1-0	Gosewisch	Persichina	Asanovich	Mesa	Pedroia	Larish	Curtis	Buck	McKenna
2/8	Florida State	3 (1)	1-0	Gosewisch	Persichina	Asanovich	Mesa	Pedroia	Larish	Curtis	Buck	Cadena
2/13	CS Northridge	4 (1)	1-0	Gosewisch	Persichina	Asanovich	Mesa	Pedroia	Larish	Curtis	Buck	Bocchi
2/14	Utah	4 (2)	2-0	Gosewisch	Persichina	Asanovich	Mesa	Pedroia	Larish	Curtis	Buck	Bocchi
2/15	Oklahoma	5 (1)	0-1	Gosewisch	Cook	Asanovich	Mesa	Pedroia	Larish	Curtis	Buck	Bocchi
2/16	Gonzaga	4 (3)	3-0	Gosewisch	Persichina	Asanovich	Mesa	Pedroia	Larish	Curtis	Buck	Bocchi
2/20	Lamar	6 (1)	0-1	Gosewisch	Persichina	Asanovich	Dhaenens	Pedroia	Larish	Curtis	Buck	Bocchi
2/21	Memphis	7 (1)	1-0	Gosewisch	Persichina	Walsh	Dhaenens	Pedroia	Larish	Curtis	Buck	Zinicola
2/22	Rice	8 (1)	1-0	Gosewisch	Persichina	Walsh	Dhaenens	Pedroia	Larish	Curtis	Buck	Bocchi
2/24	Arizona	9 (1)	1-0	Gosewisch	Persichina	Walsh	Mesa	Pedroia	Larish	Curtis	Buck	Zinicola
2/27	UConn	9 (2)	2-0	Gosewisch	Persichina	Walsh	Mesa	Pedroia	Larish	Curtis	Buck	Zinicola
2/28	UConn	7 (2)	2-0	Gosewisch	Persichina	Walsh	Dhaenens	Pedroia	Larish	Curtis	Buck	Zinicola
2/29	UConn	10 (1)	1-0	Gosewisch	Cook	Asanovich	Dhaenens	Pedroia	Larish	Curtis	Buck	Cadena
3/5	ECU	11 (1)	1-0	Gosewisch	Cook	Asanovich	Mesa	Pedroia	Larish	Curtis	Buck	Zinicola
3/6	ECU	12 (1)	1-0	Gosewisch	Persichina	Walsh	Mesa	Pedroia	Larish	Curtis	Buck	McKenna
3/7	ECU	13 (1)	1-0	Gosewisch	Persichina	Walsh	Dhaenens	Pedroia	Larish	Curtis	Buck	Bocchi
3/12	Tulane	13 (2)	1-1	Gosewisch	Persichina	Walsh	Dhaenens	Pedroia	Larish	Curtis	Buck	Bocchi
3/13	Tulane	14 (1)	1-0	Gosewisch	Persichina	Walsh	Dhaenens	Pedroia	Larish	Curtis	Buck	Cadena
3/14	Tulane	14 (2)	2-0	Gosewisch	Persichina	Walsh	Dhaenens	Pedroia	Larish	Curtis	Buck	Cadena
3/16	Okla. State	7 (3)	3-0	Gosewisch	Persichina	Walsh	Dhaenens	Pedroia	Larish	Curtis	Buck	Zinicola
3/17	Okla. State	15 (1)	1-0	Gosewisch	Cook	Asanovich	Dhaenens	Pedroia	Larish	Curtis	Buck	Bocchi
3/19	California	8 (4)	3-1	Gosewisch	Persichina	Walsh	Dhaenens	Pedroia	Larish	Curtis	Buck	Zinicola
3/20	California	16 (1)	0-1	Gosewisch	Persichina	Walsh	Dhaenens	Pedroia	McKenna	Curtis	Buck	Zinicola
3/21	California	17 (1)	1-0	Gosewisch	Cook	Asanovich	Dhaenens	Pedroia	Cadena	Curtis	Buck	Bocchi
3/26	Washington	18 (1)	0-1	Gosewisch	Persichina	Asanovich	Dhaenens	Pedroia	Larish	Curtis	Buck	Zinicola
3/27	Washington	8 (5)	4-1	Gosewisch	Persichina	Walsh	Dhaenens	Pedroia	Larish	Curtis	Buck	Zinicola
3/28	Washington	13 (3)	1-2	Gosewisch	Persichina	Walsh	Dhaenens	Pedroia	Larish	Curtis	Buck	Bocchi
4/2	USC	19 (1)	1-0	Gosewisch	Cook	Walsh	Dhaenens	Pedroia	Larish	Curtis	Buck	Zinicola
4/3	USC	20 (1)	0-1	Gosewisch	Cook	Walsh	Asanovich	Pedroia	Larish	Curtis	Buck	Cadena
4/4	USC	20 (2)	0-2	Gosewisch	Cook	Walsh	Asanovich	Pedroia	Larish	Curtis	Buck	Cadena
4/8	Oral Roberts	21 (1)	0-1	Gosewisch	Persichina	Walsh	Dhaenens	Pedroia	Larish	Curtis	Buck	Asanovich
4/9	Oral Roberts	22 (1)	1-0	Gosewisch	Persichina	Walsh	Dhaenens	Pedroia	Larish	Curtis	Buck	Cook
4/10	Oral Roberts	23 (1)	0-1	Gosewisch	Persichina	Walsh	Asanovich	Pedroia	Larish	Curtis	Buck	Bocchi
4/12	Arizona	24 (1)	1-0	Bocchi	Walsh	Persichina	Dhaenens	Pedroia	Larish	Curtis	Buck	Asanovich
4/16	UCLA	21 (2)	1-1	Gosewisch	Persichina	Walsh	Dhaenens	Pedroia	Larish	Curtis	Buck	Asanovich
4/17	UCLA	25 (1)	1-0	Gosewisch	Persichina	Walsh	Asanovich	Pedroia	Larish	Curtis	Buck	Cadena
4/18	UCLA	20 (3)	0-3	Gosewisch	Cook	Walsh	Asanovich	Pedroia	Larish	Curtis	Buck	Cadena
4/23	Wash. State	26 (1)	1-0	Gosewisch	Cook	Persichina	Asanovich	Pedroia	Larish	Curtis	Buck	Walsh
4/24	Wash. State	18 (2)	1-1	Gosewisch	Persichina	Asanovich	Dhaenens	Pedroia	Larish	Curtis	Buck	Zinicola
4/25	Wash. State	27 (1)	0-1	Gosewisch	Cook	Persichina	Asanovich	Pedroia	Larish	Buck	Cadena	Walsh
4/27	Wichita St.	28 (1)	1-0	Gosewisch	Cook	Walsh	Asanovich	Pedroia	Larish	Curtis	Buck	Zinicola
4/28	Wichita St.	28 (2)	2-0	Gosewisch	Cook	Walsh	Asanovich	Pedroia	Larish	Curtis	Buck	Zinicola
5/3	NMSU											
5/4	NMSU											
5/14	Oregon St.											
5/15	Oregon St.											
5/16	Oregon St.											
5/18	New Mexico											
5/19	NMSU											
5/21	Arizona											
5/22	Arizona											
5/23	Arizona											
5/28	Stanford											
5/29	Stanford											
5/30	Stanford											

**Total Number of Different Defensive Lineups: 28**

**Most Common Lineup by Defense: #8 (5 times)**



# Sun Devil Baseball 2004

## Game-by-Game Capsules:

### GAME 1

#### #10 SUN DEVILS 2, #18 Florida State 1

Feb. 6, 2004 at Packard Stadium

	<u>1</u>	<u>2</u>	<u>3</u>	<u>4</u>	<u>5</u>	<u>6</u>	<u>7</u>	<u>8</u>	<u>9</u>		<u>R</u>	<u>H</u>	<u>E</u>
FSU	0	0	1	0	0	0	0	0	0	-	1	4	2
ASU	0	0	0	0	0	0	0	0	2	-	2	7	0

W: Zinicola (1-0); L: Lynch (1-1); S: None

HR: None

Time: 2:50 Attendance: 3,087 Record: 1-0

**HIGHLIGHTS:** Junior catcher Tuffy Gosewisch drilled a two-out, two-run double with the bases loaded in the bottom of the ninth inning to give ASU a 2-1 victory over No. 18 FSU. The Devils had their NCAA record consecutive games scoring streak extended to 502 games with the clutch double and gave ASU an 26-2 record in season openers dating back to 1977. Starter Jeff Mouser and freshman reliever Zechry Zinicola combined to limit the Seminoles to only four singles and one run in the contest. Zinicola picked up the win in his collegiate debut with two shutout innings. Gosewisch was the offensive hero, going 2-for-4 with two doubles and Dustin Pedroia was 2-for-5 with a double and a stolen base.

### GAME 2

#### #10 SUN DEVILS 10, #18 Florida State 9

Feb. 7, 2004 at Packard Stadium

	<u>1</u>	<u>2</u>	<u>3</u>	<u>4</u>	<u>5</u>	<u>6</u>	<u>7</u>	<u>8</u>	<u>9</u>		<u>R</u>	<u>H</u>	<u>E</u>
FSU	6	1	0	1	1	0	0	0	0	-	9	11	2
ASU	0	1	3	1	0	1	0	1	3	-	10	12	0

W: Bresnahan (1-0); L: Lynch (1-2); S: None

HR: Curtis (1)

Time: 3:08 Attendance: 3,220 Record: 2-0

**HIGHLIGHTS:** For the second straight game, ASU pulled off the unbelievable, scoring three runs in the bottom of the ninth inning to earn a 10-9 victory over Florida State. Freshman Colin Curtis was 3-for-5 with four RBI, a solo home run and a two-run double in the ninth that tied the game at 9-9. Classmate Joe Persichina also had three hits, including the game-winner with a single to score Curtis with two outs in the ninth. After spotting FSU a 6-0 lead after the first, ASU's pitching calmed down to limit the Seminoles to only two runs over the final six innings. Sophomore Erik Averill gave up one run in five innings and freshman Pat Bresnahan picked up the win.

### GAME 3

#### #10 SUN DEVILS 12, #18 Florida State 6

Feb. 8, 2004 at Packard Stadium

	<u>1</u>	<u>2</u>	<u>3</u>	<u>4</u>	<u>5</u>	<u>6</u>	<u>7</u>	<u>8</u>	<u>9</u>		<u>R</u>	<u>H</u>	<u>E</u>
FSU	0	0	1	0	0	3	2	0	0	-	6	9	2
ASU	3	0	0	4	1	1	3	0	x	-	12	10	1

W: Urquidez (1-0); L: Sauls (0-1); S: Andes (1)

HR: None

Time: 3:29 Attendance: 3,386 Record: 3-0

**HIGHLIGHTS:** Sophomore Travis Buck was 3-for-3 with four RBI and starting pitcher Jason Urquidez registered nine strikeouts in five innings to lead the No. 10 Sun Devils to a series sweep over Florida State with a 12-6 win Sunday in front of 3,386 at Packard Stadium. Dustin Pedroia also added two doubles and three runs scored as the Devils earned their first ever sweep of the Seminoles and are off to a 3-0 start for the third straight year. Urquidez, a JC transfer from Central Arizona College, struck out five of the first eight batters he faced and went on to scatter six hits and allow only one run in five innings. Freshmen Josh Blake and Quentin Andes combined for eight strikeouts in the final four innings. Andes earned the save, allowing only one hit in 2.1 IP.

### GAME 4

#### #7 SUN DEVILS 13, CS Northridge 3

Feb. 13, 2004 at Surprise Stadium

	<u>1</u>	<u>2</u>	<u>3</u>	<u>4</u>	<u>5</u>	<u>6</u>	<u>7</u>	<u>8</u>	<u>9</u>		<u>R</u>	<u>H</u>	<u>E</u>
CSUN	0	1	1	0	0	0	1	0	0	-	3	4	4
ASU	1	0	0	1	0	1	3	7	x	-	13	13	3

W: Averill (1-0); L: Hochgesang (0-1); S: None

HR: None

Time: 3:20 Attendance: 892 Record: 4-0

**HIGHLIGHTS:** Junior shortstop Dustin Pedroia was 3-for-4 with a pair of doubles to lead ASU to a 13-3 victory over Cal State Northridge on Friday night in the third game of the 2004 Coca-Cola Surprise Spring Training Classic at Surprise Stadium. The Devils broke open a 3-3 game with a three-run seventh and a seven-run eighth. Colin Curtis added three hits and lefty reliever Erik Averill threw 2.2 innings of scoreless and hitless ball to pick up the victory.

### GAME 5

#### #7 SUN DEVILS 11, Utah 0

Feb. 14, 2004 at Surprise Stadium

	<u>1</u>	<u>2</u>	<u>3</u>	<u>4</u>	<u>5</u>	<u>6</u>	<u>7</u>	<u>8</u>	<u>9</u>		<u>R</u>	<u>H</u>	<u>E</u>
Utah	0	0	0	0	0	0	0	0	0	-	0	5	2
ASU	3	0	2	2	4	0	0	0	x	-	11	12	0

W: Urquidez (2-0); L: Mackay (0-1); S: None

HR: None

Time: 2:40 Attendance: 813 Record: 5-0

**HIGHLIGHTS:** Jason Urquidez struck out seven in six scoreless innings and junior shortstop Dustin Pedroia was 3-for-4 with two RBI to lead the No. 7 Sun Devils to a 11-0 victory over Utah in the Coca-Cola Spring Training Classic at Surprise Stadium. Urquidez improved to 2-0 on the year with six masterful innings. Pedroia extended his hitting streak to five game and has four consecutive multi-hit games after his 3-for-4 performance. Travis Buck was 2-for-2 with three runs scored and also had two walks.

### GAME 6

#### Oklahoma 6, #7 SUN DEVILS 0

Feb. 15, 2004 at Surprise Stadium

	<u>1</u>	<u>2</u>	<u>3</u>	<u>4</u>	<u>5</u>	<u>6</u>	<u>7</u>	<u>8</u>	<u>9</u>		<u>R</u>	<u>H</u>	<u>E</u>
OKLA	1	0	0	0	0	3	0	0	2	-	6	9	0
ASU	0	0	0	0	0	0	0	0	0	-	0	4	1

W: Purcey (1-0); L: Cassa (0-1); S: None

HR: Thornton (1)

Time: 2:41 Attendance: 1,370 Record: 5-1

**HIGHLIGHTS:** Oklahoma starting pitcher David Purcey allowed only one hit in seven shutout innings and combined with closer Jarod McAuliff to shut out No. 7 Arizona State for the first time in 506 games. The Sooners defeated the Sun Devils 6-0 on Sunday to close out the second annual Coca-Cola Spring Training Classic at Surprise Stadium. The Devils saw their NCAA record consecutive games scoring streak come to an end after having not been shutout since April 7, 1995 against USC. ASU had combined to go 338-167-1 during the streak, topping the previous NCAA record of 349 set by Coastal Carolina. ASU also suffered its first loss of the year to fall to 5-1.

### GAME 7

#### #7 SUN DEVILS 10, Gonzaga 7

Feb. 16, 2004 at Packard Stadium

	<u>1</u>	<u>2</u>	<u>3</u>	<u>4</u>	<u>5</u>	<u>6</u>	<u>7</u>	<u>8</u>	<u>9</u>		<u>R</u>	<u>H</u>	<u>E</u>
GU	0	4	3	0	0	0	0	0	0	-	7	11	3
ASU	7	0	0	1	1	0	0	1	x	-	10	12	4

W: Bresnahan (2-0); L: Monroe (0-1); S: Zinicola (1)

HR: None

Time: 3:00 Attendance: 2,172 Record: 6-1

**HIGHLIGHTS:** Dustin Pedroia had three doubles and freshman relief pitcher Pat Bresnahan had seven strikeouts in five innings to lead the No. 7 Sun Devils to a 10-7 non-conference victory over the Gonzaga Bulldogs Monday night at Packard Stadium. Bresnahan was impressive in his fourth stint of the early season. The hard-throwing right-hander struck out seven and allowed only four hits in five shutout innings to improve to 2-0 on the season. Classmate Zechry Zinicola scattered two hits and struck out four over the final two innings to pick up his first collegiate save.

### GAME 8

#### Lamar 5, #7 SUN DEVILS 4

Feb. 20, 2004 at Reckling Park

	<u>1</u>	<u>2</u>	<u>3</u>	<u>4</u>	<u>5</u>	<u>6</u>	<u>7</u>	<u>8</u>	<u>9</u>		<u>R</u>	<u>H</u>	<u>E</u>
ASU	2	1	0	0	0	0	0	1	0	-	4	9	2
LU	0	0	0	2	1	0	0	2	x	-	5	9	0

W: Stutes (2-0); L: Zinicola (0-1); S: None

HR: Pedroia (1)

Time: 2:32 Attendance: 3,108 Record: 6-2

**HIGHLIGHTS:** A two-run double by designated hitter Nick Klusaw in the bottom of the eighth inning gave the Lamar Cardinals a 5-4 victory over No. 7 Arizona State Friday afternoon at Reckling Park in the first day of the Coca-Cola Classic. ASU took a 4-3 lead after its half of the eighth, when freshman center fielder Colin Curtis stole home with two outs. Freshman closer Zechry Zinicola surrendered both runs in the eighth to take the loss and fall to 1-1 on the year. Dustin Pedroia was 3-for-5 with a solo home run for the Sun Devils in the loss.

### GAME 9

#### #7 SUN DEVILS 7, Memphis 0

Feb. 21, 2004 at Reckling Park

	<u>1</u>	<u>2</u>	<u>3</u>	<u>4</u>	<u>5</u>	<u>6</u>	<u>7</u>	<u>8</u>	<u>9</u>		<u>R</u>	<u>H</u>	<u>E</u>
MEM	0	0	0	0	0	0	0	0	0	-	0	2	1
ASU	3	0	0	1	0	2	1	0	x	-	7	9	0

W: Cassa (1-1); L: Hankins (0-1); S: Blake (1)

HR: Curtis (2), Persichina (1)

Time: 2:25 Attendance: 3,405 Record: 7-2

**HIGHLIGHTS:** Arizona State freshman starting pitcher Pat Cassa struck out nine in six scoreless innings to life the No. 7 Sun Devils to a 7-0 victory over Memphis Saturday night in the second day of the Coca-Cola Classic at Reckling Park. Junior All-American shortstop Dustin Pedroia led the offense going 3-for-4 with two RBI and freshman Colin Curtis and Joe Persichina each hit solo home runs. Freshman left-hander Josh Blake closed out the win with three scoreless innings to pick up the save.

### GAME 10

#### #7 SUN DEVILS 3, #1 Rice 1

Feb. 22, 2004 at Reckling Park

	<u>1</u>	<u>2</u>	<u>3</u>	<u>4</u>	<u>5</u>	<u>6</u>	<u>7</u>	<u>8</u>	<u>9</u>		<u>R</u>	<u>H</u>	<u>E</u>
ASU	0	0	0	0	0	2	0	1	0	-	3	5	2
Rice	0	0	0	0	0	0	0	0	1	-	1	3	1

W: Urquidez (3-0); L: Niemann (0-1); S: None

HR: Buck (1)

Time: 2:30 Attendance: 3,604 Record: 8-2

**HIGHLIGHTS:** Arizona State starting pitcher Jason Urquidez threw a complete-game three-hitter as the No. 7 Sun Devils beat the No. 1 and defending national champion Rice Owls 3-1 Sunday afternoon at a rainy Reckling Park. Sophomore right fielder Travis Buck drove in all three runs for the Devils, including a two-run homer in the sixth inning that broke open a scoreless game. The Sun Devils improve to 8-2 on the year and is a perfect 4-0 against ranked opponents. Rice drops to 5-2 on the year. Urquidez limited the Owls to only three hits and the only run came with two outs in the bottom of the ninth inning. He struck out seven and walked only two to improve to 3-0 on the year.

### GAME 11

#### #7 SUN DEVILS 4, #16 Arizona 0

Feb. 24, 2004 at Packard Stadium

	<u>1</u>	<u>2</u>	<u>3</u>	<u>4</u>	<u>5</u>	<u>6</u>	<u>7</u>	<u>8</u>	<u>9</u>		<u>R</u>	<u>H</u>	<u>E</u>
ARIZ	0	0	0	0	0	0	0	0	0	-	0	3	2
ASU	2	2	0	0	0	0	0	0	x	-	4	9	1

W: Bordes (1-0); L: Guyette (1-2); S: Bresnahan (1)

HR: None

Time: 2:49 Attendance: 2,748 Record: 9-2

**HIGHLIGHTS:** Arizona State starting pitcher Brett Bordes had 10 strikeouts in six scoreless innings to lead the No. 7 Sun Devils to a 4-0 victory over rival No. 16 Arizona in front of 2,748 Tuesday night at Packard Stadium. With its 10th straight victory at Packard Stadium, ASU improved to 9-2 overall and is a perfect 5-0 record against ranked opponents this year. Bordes scattered three hits and three walks in a career-high six innings. He registered a career-high 10 strikeouts to pick up his second career victory. Freshman right-hander Pat Bresnahan struck out five in three scoreless innings to pick up his first save. ASU's nine-hit attack was paced by another multi-hit game from Dustin Pedroia. Pedroia went 3-for-4 with a pair of doubles and is now hitting .543 (25-for-46) with 10 doubles. Jeff Larish notched his second multi-hit game of the year going 2-for-5 with an RBI. Freshman Joe Persichina gave ASU all the runs they would need with a two-out, two-run single in the bottom of the first inning.

### GAME 12

#### #7 SUN DEVILS 18, UConn 2

Feb. 27, 2004 at Packard Stadium

	<u>1</u>	<u>2</u>	<u>3</u>	<u>4</u>	<u>5</u>	<u>6</u>	<u>7</u>	<u>8</u>	<u>9</u>		<u>R</u>	<u>H</u>	<u>E</u>
UConn	0	0	0	0	0	0	1	1	0	-	2	3	2
ASU	3	1	7	0	3	0	0	3	x	-	18	21	0

W: Mouser (1-0); L: Hourigan (0-1); S: None

HR: Curtis (3), Cook (1)

Time: 3:16 Attendance: 2,163 Record: 10-2

**HIGHLIGHTS:** Arizona State starting pitcher Jeff Mouser recorded five no-hit innings and the No. 7 Sun Devil offense unloaded for season highs with 18 runs and 21 hits in an 18-2 victory over Connecticut Friday evening at Packard Stadium. Chris Cook was 4-for-4 with four RBI with two doubles and capped his career night with a two-run home run in the bottom of the eighth inning.





# Sun Devil Baseball 2004

## Game-by-Game Capsules:

### GAME 13

#### #7 SUN DEVILS 16, UConn 5

Feb. 28, 2004 at Packard Stadium

	<u>1</u>	<u>2</u>	<u>3</u>	<u>4</u>	<u>5</u>	<u>6</u>	<u>7</u>	<u>8</u>	<u>9</u>		<u>R</u>	<u>H</u>	<u>E</u>
UConn	0	0	0	1	4	0	0	0	0	-	5	7	0
ASU	0	0	5	0	6	3	0	2	x	-	16	17	1

W: Bresnahan (3-0); L: James (0-1); S: None

HR: Curtis (4), Pedroia (2), Zinicola (1)

Time: 3:14 Attendance: 2,385 Record: 11-2

**HIGHLIGHTS:** Arizona State's Dustin Pedroia hit a grand slam home run and Travis Buck tied a school record with four doubles to lead the No. 7 Sun Devils to a decisive 16-5 victory over the University of Connecticut Saturday afternoon at Packard Stadium. Buck hit doubles in the first, third, fourth and sixth innings to tie the single-game school record held by three other Sun Devils. The sophomore right fielder finished 4-for-5 with four RBI. Pat Bresnahan picked up the win with four scoreless innings to improve to 3-0 on the year.

### GAME 14

#### #7 SUN DEVILS 18, UConn 11

Feb. 29, 2004 at Packard Stadium

	<u>1</u>	<u>2</u>	<u>3</u>	<u>4</u>	<u>5</u>	<u>6</u>	<u>7</u>	<u>8</u>	<u>9</u>		<u>R</u>	<u>H</u>	<u>E</u>
UConn	1	0	0	0	0	0	3	3	4	-	11	16	0
ASU	0	6	6	3	3	0	0	0	x	-	18	15	1

W: Urquidez (4-0); L: Tucci (0-1); S: None

HR: Buck (2), Larish (1)

Time: 2:54 Attendance: 2,400 Record: 12-2

**HIGHLIGHTS:** Arizona State sophomore right fielder Travis Buck went 5-for-5 with eight RBI to lead the No. 7 Sun Devils to a series-sweeping 18-11 victory over the UConn Sunday afternoon at Packard Stadium. The Sun Devils won their sixth straight overall and 16th straight at Packard dating back to last season. The Devils out-scored UConn 52-18 in the series and combined to hit .442 (53-for-120) against the Huskies. UConn falls to 0-3 to start the 2004 campaign. Buck fell just a triple short of his second career cycle, tabbing three singles, a double, his second homer of the season and a walk in the contest. He finished the series 10-for-12 (.833) with six runs, five doubles and 13 RBI. Starting pitcher Jason Urquidez picked up the victory to improve to 4-0 in a predetermined three-inning start.

### GAME 15

#### #6 SUN DEVILS 7, #18 East Carolina 6

March 5, 2004 at Packard Stadium

	<u>1</u>	<u>2</u>	<u>3</u>	<u>4</u>	<u>5</u>	<u>6</u>	<u>7</u>	<u>8</u>	<u>9</u>		<u>R</u>	<u>H</u>	<u>E</u>
ECU	1	0	0	0	0	4	0	1	0	-	6	10	1
ASU	1	1	0	0	0	0	0	5	x	-	7	9	1

W: Andes (1-0); L: Flye (1-1); S: Bresnahan (2)

HR: Buck (3), Zinicola (2), Gosewisch (1)

Time: 2:39 Attendance: 2,552 Record: 13-2

**HIGHLIGHTS:** ASU freshman designated hitter Zechry Zinicola hit a two-run home run to cap a five-run eighth inning to lead the No. 6 Sun Devils to a 7-6 come-from-behind victory over No. 18 East Carolina. Hot hitting sophomore Travis Buck started the rally with a run-scoring single and Jeff Larish plated two with a single to right field. Zinicola then blasted his second home run of the year to put ASU up 7-6. Freshman Pat Bresnahan recorded a 1-2-3 ninth inning for his second save of the year and made a winner of classmate Quentin Andes (0.2 IP, 0 R). Buck continued his torrid streak by going 3-for-4 with two runs scored and two RBI.

### GAME 16

#### #6 SUN DEVILS 6, #18 East Carolina 4

March 6, 2004 at Packard Stadium

	<u>1</u>	<u>2</u>	<u>3</u>	<u>4</u>	<u>5</u>	<u>6</u>	<u>7</u>	<u>8</u>	<u>9</u>		<u>R</u>	<u>H</u>	<u>E</u>
ECU	0	0	1	2	0	1	0	0	0	-	4	6	3
ASU	0	1	1	1	1	0	1	1	x	-	6	7	1

W: Urquidez (5-0); L: Harrell (2-1); S: Bresnahan (3)

HR: Buck (4), Pedroia (3)

Time: 2:54 Attendance: 2,567 Record: 14-2

**HIGHLIGHTS:** Arizona State right fielder Travis Buck hit a solo home run in the bottom of the seventh inning that proved to be the game winner as the No. 6 Sun Devils won their eighth straight in a 6-4 victory over No. 18 East Carolina. Buck homered for the third straight game to extend his hitting streak to five games. Jason Urquidez (5-0) pitched seven solid innings to pick up the win and Pat Bresnahan locked down the victory with his third save of the season. Freshman Joe Persichina was 2-for-2 with two runs scored and an RBI. Short-stop Dustin Pedroia added his third home run of the year.

### GAME 17

#### #6 SUN DEVILS 7, #18 East Carolina 5

March 7, 2004 at Packard Stadium

	<u>1</u>	<u>2</u>	<u>3</u>	<u>4</u>	<u>5</u>	<u>6</u>	<u>7</u>	<u>8</u>	<u>9</u>		<u>R</u>	<u>H</u>	<u>E</u>
ECU	0	0	0	1	0	3	0	0	1	-	5	9	1
ASU	3	0	1	0	1	1	0	1	x	-	7	13	0

W: Andes (2-0); L: Brooks (1-1); S: Cassa (1)

HR: Buck (5)

Time: 3:05 Attendance: 2,842 Record: 15-2

**HIGHLIGHTS:** The Devils finished off a three-game sweep of the No. 18 East Carolina Pirates with a 7-5 victory. ASU scored three in the first and jumped out to a 5-1 lead before holding on to win its ninth straight. Travis Buck homered in the fourth straight game and Tuffy Gosewisch and Joe Persichina were each perfect at the plate going 3-for-3. Senior Nick Walsh was 2-for-3 with a season-high three RBI. Freshman starter Zechry Zinicola was solid through three scoreless innings in his first career start, but left with a groin in jury. Four newcomer pitchers sealed the win, with freshman Pat Cassa picking up the save giving up two runs and four hits over the final 3.1 innings.

### GAME 18

#### #11 Tulane 5, #5 SUN DEVILS 3

March 12, 2004 at Packard Stadium

	<u>1</u>	<u>2</u>	<u>3</u>	<u>4</u>	<u>5</u>	<u>6</u>	<u>7</u>	<u>8</u>	<u>9</u>		<u>R</u>	<u>H</u>	<u>E</u>
TUL	2	0	0	0	3	0	0	0	0	-	5	9	2
ASU	0	0	0	0	0	0	1	0	2	-	3	4	2

W: Mohl (4-0); L: Mousser (1-1); S: Latham (2)

HR: Buck (6)

Time: 2:52 Attendance: 2,827 Record: 15-3

**HIGHLIGHTS:** ASU had a pair of costly errors and squandered some early scoring opportunities as the No. 11 Tulane Green Wave held off the No. 5 Sun Devils 5-3 in a non-conference victory Friday night at Packard Stadium. The Devils had their season-high nine-game win streak come to an end to drop to 15-3 on the year. Additionally, ASU had a 19-game win streak at Packard Stadium snapped and lost for the first time in nine games to a ranked opponent this season. Jeff Mousser (1-1) took the loss and Erik Averill was impressive out of the bullpen with 4.2 perfect innings. Limited to only four hits, the Devils couldn't produce a timely hit by leaving seven of nine runners on base in scoring position. Travis Buck was 2-for-3 with a pair of walks to extend his hitting streak to seven games and hit a home run in his fifth straight game.

### GAME 19

#### #5 SUN DEVILS 11, #11 Tulane 3

March 13, 2004 at Packard Stadium

	<u>1</u>	<u>2</u>	<u>3</u>	<u>4</u>	<u>5</u>	<u>6</u>	<u>7</u>	<u>8</u>	<u>9</u>		<u>R</u>	<u>H</u>	<u>E</u>
TUL	0	0	0	0	0	1	2	0	0	-	3	8	3
ASU	2	0	0	4	1	1	2	1	x	-	11	13	1

W: Urquidez (6-0); L: Crowl (3-1); S: None

HR: Pedroia (4), Larish (2)

Time: 3:16 Attendance: 2,650 Record: 16-3

**HIGHLIGHTS:** Dustin Pedroia went 4-for-4 with a career-high five RBI to lead the No. 5 Sun Devils to a convincing 11-3 victory over No. 11 Tulane Saturday afternoon at Packard Stadium. The Devils never trailed in the game, as Pedroia (Woodland, Calif.) jump-started the ASU offense with a leadoff home run in the bottom of the first inning. Junior starting pitcher Jason Urquidez kept his perfect record intact to improve to 6-0. The right-hander allowed four hits and one run in five and two-thirds innings while striking out five. Four of his six wins have come against nationally ranked opponents.

### GAME 20

#### #5 SUN DEVILS 5, #11 Tulane 1

March 14, 2004 at Packard Stadium

	<u>1</u>	<u>2</u>	<u>3</u>	<u>4</u>	<u>5</u>	<u>6</u>	<u>7</u>	<u>8</u>	<u>9</u>		<u>R</u>	<u>H</u>	<u>E</u>
TUL	0	0	0	0	0	0	1	0	0	-	1	6	1
ASU	0	0	1	1	0	0	2	1	x	-	5	11	1

W: Averill (2-0); L: Hahn (3-1); S: Bresnahan (4)

HR: None

Time: 2:55 Attendance: 3,005 Record: 17-3

**HIGHLIGHTS:** Dustin Pedroia and Nick Walsh each had two hits and four Sun Devil pitchers combined to limit the No. 11 Tulane Green Wave to only six hits in a 5-1 victory. The win sealed the series victory for the Sun Devils (17-3). Starting pitcher Brett Bordes struck out six in 4.1 innings and sophomore Erik Averill followed with 2.1 quality innings to pick up the win.

### GAME 21

#### #5 SUN DEVILS 3, #33 Oklahoma State 2

March 16, 2004 at Packard Stadium

	<u>1</u>	<u>2</u>	<u>3</u>	<u>4</u>	<u>5</u>	<u>6</u>	<u>7</u>	<u>8</u>	<u>9</u>		<u>R</u>	<u>H</u>	<u>E</u>
OKST	0	0	2	0	0	0	0	0	0	-	2	8	1
ASU	1	0	0	0	2	0	0	0	x	-	3	10	2

W: Andes (3-0); L: Rew (3-1); S: Bresnahan (5)

HR: None

Time: 2:41 Attendance: 3,253 Record: 18-3

**HIGHLIGHTS:** Arizona State freshmen pitchers Pat Cassa, Quentin Andes and Pat Bresnahan combined for a dominating pitching performance to tie the No. 5 Sun Devils to a 3-2 victory No. 33 Oklahoma State Tuesday night in front of 3,253 at Packard Stadium. ASU's trio of freshman pitchers took on and defeated Oklahoma State's best pitcher in senior right-hander Daniel Rew. Andes picked up the win with three scoreless innings and Bresnahan earned his fifth save. Zechry Zinicola was 2-for-3 with two RBI and Jeff Larish was 3-for-3 to lead the Devils at the plate. Junior SS Dustin Pedroia also recorded his 60th career double.

### GAME 22

#### #5 SUN DEVILS 16, #33 Oklahoma State 6

March 17, 2004 at Packard Stadium

	<u>1</u>	<u>2</u>	<u>3</u>	<u>4</u>	<u>5</u>	<u>6</u>	<u>7</u>	<u>8</u>	<u>9</u>		<u>R</u>	<u>H</u>	<u>E</u>
OKST	2	1	0	0	0	2	1	0	0	-	6	12	3
ASU	1	0	4	4	1	2	2	2	x	-	16	19	1

W: Blake (1-0); L: Grogan (4-1); S: None

HR: None

Time: 3:20 Attendance: 3,024 Record: 19-3

**HIGHLIGHTS:** The Sun Devils pounded out 19 hits by 11 different players en route to a 16-6 pounding of No. 33 Oklahoma State to complete a two-game midweek sweep of the Cowboys. Jeff Larish was 3-for-6 with a pair of doubles and four RBI to lead the ASU offense. Dustin Pedroia (2-for-3, 3 R) added his 12th multi-hit game of the year. Freshman Josh Blake earned his first career win with three innings out of the bullpen. ASU scored in every inning but the second and had a pair of four-run frames in the third and fourth innings to erase an early 3-1 deficit. For the fifth straight game, ASU defeated a previously unbeaten starting pitcher as OSU's Spencer Grogan suffered the loss to fall to 4-1 on the year.

### GAME 23

#### California 9, #5 SUN DEVILS 7

March 19, 2004 at Packard Stadium

March 15, 2007 at Packard Stadium

	<u>1</u>	<u>2</u>	<u>3</u>	<u>4</u>	<u>5</u>	<u>6</u>	<u>7</u>	<u>8</u>	<u>9</u>		<u>R</u>	<u>H</u>	<u>E</u>
CAL	1	1	0	1	0	5	0	1	0	-	9	13	2
ASU	3	1	0	0	3	0	0	0	0	-	7	11	1

W: Johnson (1-0); L: Andes (3-1); S: Brown (1)

HR: None

Time: 3:09 Attendance: 2,766 Record: 19-4

**HIGHLIGHTS:** California scored six unanswered runs and exploded for five runs in the sixth inning en route to a 9-7 victory over ASU in the Pac-10 opener for both schools. The Devils had a 7-4 lead, but Cal battled back and took the lead with the five-run sixth. Erik Averill gave up five runs on five hits in 2.2 innings and freshman Quentin Andes took the loss giving up the game-winning run in the sixth. Dustin Pedroia led the Devils at the plate going 4-for-5 with a pair of runs scored and hit his 14th double of the season. Zechry Zinicola was also 2-for-5 with two RBI. ASU left 13 men on base in the contest, including the bases loaded twice.

### GAME 24

#### California 20, #5 SUN DEVILS 8

March 20, 2004 at Packard Stadium

	<u>1</u>	<u>2</u>	<u>3</u>	<u>4</u>	<u>5</u>	<u>6</u>	<u>7</u>	<u>8</u>	<u>9</u>		<u>R</u>	<u>H</u>	<u>E</u>
CAL	0	3	2	2	13	0	0	0	0	-	20	19	0
ASU	0	0	3	1	0	2	2	0	0	-	8	13	3

W: Read (1-0); L: Urquidez (6-1); S: Swanson (1)

HR: Cadena (1), Cook (2)

Time: 3:39 Attendance: 2,2314 Record: 19-5

**HIGHLIGHTS:** The Cal Golden Bears scored 13 runs in the fifth inning en route to a 20-8 victory over the No. 5 Arizona State Sun Devils Saturday afternoon in Pac-10 Baseball action at Packard Stadium. California jumped out to an early 7-4 lead behind a four-run second and a pair of two-run frames in the third and fourth inning. The three-run margin would be as close as the Sun Devils would get as Cal sent 18 batters to the plate in the 13-run fifth inning. The 13 runs given up by the Sun Devils tied the school record set in 1997 against UCLA. Dustin Pedroia was 1-for-3 with a double and Nick Cadena and Chris Cook each hit a HR.





# Sun Devil Baseball 2004

## Game-by-Game Capsules:

### GAME 25

#### #5 SUN DEVILS 8, California 4

March 21, 2004 at Packard Stadium

	1	2	3	4	5	6	7	8	9	R	H	E
CAL	1	0	0	0	1	0	0	0	2	-	4	12 2
ASU	1	0	5	1	0	1	0	0	x	-	8	10 2

W: Zinicola (2-1); L: Crist (2-4); S: None

HR: Asanovich (1)

Time: 2:56 Attendance: 2,735 Record: 20-5

**HIGHLIGHTS:** Joel Bocchi and Josh Asanovich each had three RBI and freshman starting pitcher was solid through seven innings to lead the No. 5 Arizona State Sun Devils to a 8-4 victory over California Sunday afternoon in Pac-10 Baseball action at Packard Stadium. Zinicola earned the win scattering six hits and two runs in a career-long seven-inning outing. He struck out five and walked one to improve to 2-1 on the year. Bocchi finished 1-for-4 with three RBI and had several key at-bats for the Devils. Asanovich broke open a 3-1 game with a three-run home run as part of the five-run third frame.

### GAME 26

#### Washington 11, #8 SUN DEVILS 1

March 26, 2004 at Packard Stadium

	1	2	3	4	5	6	7	8	9	R	H	E
UW	1	2	2	0	0	2	1	3	-	11	13	1
ASU	0	0	0	0	1	0	0	0	-	1	7	1

W: Lincecum (3-0); L: Urquidez (6-2); S: None

HR: None

Time: 2:54 Attendance: 3,336 Record: 20-6

**HIGHLIGHTS:** Washington freshman starting pitcher Tim Lincecum struck out eight and allowed only one run over seven innings to lift the Huskies to a 11-1 victory over No. 8 Arizona State Sun Devils Friday night in front of 3,336 at Packard Stadium. ASU starter Jason Urquidez recorded the loss in his second straight outing to fall to 6-2 on the year. He gave up five runs (three earned) on five hits in four and a third innings. He walked four and struck out six. ASU was out-hit 13-7 in the contest and received multi-hit games from freshman third baseman Seth Dhaenens (2-for-3, 2B, R) and junior catcher Tuffy Gosewisch (2-for-3).

### GAME 27

#### #8 SUN DEVILS 9, Washington 4

March 27, 2004 at Packard Stadium

	1	2	3	4	5	6	7	8	9	R	H	E
UW	1	1	0	0	2	0	0	0	-	4	5	2
ASU	1	1	5	0	0	0	2	0	x	-	9	10 0

W: Bordes (2-0); L: Everitt (3-2); S: Andes (2)

HR: Pedroia (5)

Time: 2:49 Attendance: 2,588 Record: 21-6

**HIGHLIGHTS:** Nick Walsh went 2-for-4 with two RBI as the Sun Devils scored nine two-run hits to beat the Washington Huskies 9-4 Saturday afternoon in Pac-10 baseball action at Packard Stadium. ASU starting pitcher Brett Bordes recovered from early wildness to hold the potent Husky lineup to four hits and four runs over six innings. Freshman reliever Quentin Andes earned the save, finishing off the victory by allowing only one hit in three scoreless innings. Tuffy Gosewisch was also 2-for-3 with two runs scored and Joe Persichina added his sixth multi-hit game by going 2-for-4. Junior shortstop Dustin Pedroia smashed his fifth home run of the year and 10th of his career to extend his hitting streak to nine games.

### GAME 28

#### Washington 8, #8 SUN DEVILS 6

March 28, 2004 at Packard Stadium

	1	2	3	4	5	6	7	8	9	R	H	E
UW	0	0	0	2	0	0	4	0	-	8	8	2
ASU	0	2	1	0	0	2	1	0	-	6	10	3

W: Fenton (3-2); L: Bresnehan (3-1); S: None

HR: Buck (7), Cadena (2)

Time: 3:15 Attendance: 2,761 Record: 21-7

**HIGHLIGHTS:** Washington left fielder Zach Clem hit a grand slam in the seventh inning and broke a 6-6 tie with a two-run single in the ninth to give the Huskies a 8-6 come-from-behind victory over the No. 8 Arizona State Sun Devils Sunday afternoon at Packard Stadium. Both of Clem's hits came of ASU freshman closer Pat Bresnehan (3-1). Dustin Pedroia had three hits for the Sun Devils (21-7, 2-4 Pac-10), including his Pac-10 leading 16th double. Travis Buck and Nick Cadena also homered in the loss as ASU fell to 2-4 after six Pac-10 home contests.

### GAME 29

#### #10 SUN DEVILS 10, USC 3

April 2, 2004 at Packard Stadium

	1	2	3	4	5	6	7	8	9	R	H	E
USC	0	0	0	0	0	0	0	0	3	-	3	8 1
ASU	1	0	0	0	3	0	6	0	x	-	10	17 0

W: Urquidez (7-2); L: Kennedy (4-1); S: None

HR: None

Time: 3:11 Attendance: 2,687 Record: 22-7

**HIGHLIGHTS:** Arizona State starting pitcher Jason Urquidez turned in a dominating performance in 8.1 innings and catcher Tuffy Gosewisch had a clutch two-out, three-run double in the fifth to help lead the No. 10 Sun Devils to a 10-3 victory over USC Friday night in Pac-10 Baseball action at Packard Stadium. Nick Walsh led the 17-hit attack by going 4-for-5 with three runs scored. Jeff Larish was also 3-for-5 and Dustin Pedroia extended his hitting streak to 11 games with a two-run single in the seventh. ASU improved to 6-1 after a loss and gave head coach Pat Murphy his 700th career victory at the Division I level.

### GAME 30

#### USC 14, #10 SUN DEVILS 5

April 3, 2004 at Packard Stadium

	1	2	3	4	5	6	7	8	9	R	H	E
USC	0	1	0	2	0	6	0	0	5	-	14	14 1
ASU	2	1	0	2	0	0	0	0	-	5	12	2

W: Wentworth (2-2); L: Averill (2-1); S: Friedman (3)

HR: Asanovich (2)

Time: 3:44 Attendance: 2,692 Record: 22-8

**HIGHLIGHTS:** Leading 5-3 after five innings, the Devils gave up 11 unanswered runs, all with two outs, as the USC Trojans rallied for a 14-5 victory. Baron Frost had a key three-run double in the six-run sixth and added a three-run homer in the ninth. ASU got three hits from senior second baseman Nick Walsh and a solo home run from junior third baseman Josh Asanovich. Sophomore lefty Erik Averill gave up three runs in 2.2 innings to record the loss. Dustin Pedroia went 0-for-5 to snap his 11-game hitting streak.

### GAME 31

#### USC 10, #10 SUN DEVILS 3

April 4, 2004 at Packard Stadium

	1	2	3	4	5	6	7	8	9	R	H	E
USC	2	0	0	3	3	0	2	0	-	10	15	1
ASU	0	0	0	2	1	0	0	0	-	3	8	0

W: Butler (3-1); L: Mousser (1-2); S: None

HR: None

Time: 3:08 Attendance: 2,681 Record: 22-9

**HIGHLIGHTS:** The Sun Devils dropped their third straight home Pac-10 series to fall to 3-6 in league play. USC sophomore catcher Jeff Clement hit a two-run home run in the first inning en route to a 4-for-5 performance in the game. ASU left 10 men on base, including stranding the bases loaded in the fifth inning. Starter Jeff Mousser was roughed up for five hits and five runs in four innings. USC reliever Bret Butler picked up the win limiting the Sun Devils to three hits in 4.2 scoreless innings. Senior second baseman Nick Walsh was 3-for-4 to finish the series 10-for-14.

### GAME 32

#### #24 Oral Roberts 9, #15 SUN DEVILS 7

April 8, 2004 at Packard Stadium

	1	2	3	4	5	6	7	8	9	R	H	E
ORU	1	0	0	1	0	0	0	3	4	-	9	14 2
ASU	0	0	2	4	1	0	0	0	-	7	8	2

W: Bigley (6-1); L: Bresnehan (3-2); S: Ramsey (2)

HR: None

Time: 3:25 Attendance: 2,231 Record: 22-10

**HIGHLIGHTS:** The Arizona State bullpen combined to give up seven runs over the final two innings to let a 7-2 lead slip away in a 9-7 non-conference loss to the No. 24 (NCBWA) Oral Roberts Golden Eagles Thursday night at Packard Stadium. ASU led 7-2 before the Golden Eagles rallied to score three two-out runs in the eighth and four runs in the top of the ninth. Freshman closer Pat Bresnehan (Sherborn, Mass.) surrendered six of the runs and two ASU errors proved to be costly as the Devils lost for the third straight time. Oral Roberts out-hit ASU 14-8, hitting all singles in their sixth straight win. Joe Persichina had a three-run triple for the Sun Devils and Seth Dhaenens and Tuffy Gosewisch each had two hits. The Devils used a season-high seven pitchers, including six freshman.

### GAME 33

#### #15 SUN DEVILS 5, #24 Oral Roberts 1

April 9, 2004 at Packard Stadium

	1	2	3	4	5	6	7	8	9	R	H	E
ORU	0	0	0	0	1	0	0	0	-	1	6	1
ASU	0	2	0	0	3	0	0	0	x	-	5	11 0

W: Urquidez (8-2); L: Recio (0-1); S: None

HR: Gosewisch (2)

Time: 2:39 Attendance: 2,334 Record: 23-10

**HIGHLIGHTS:** Jason Urquidez scattered five hits and one run in seven strong innings to lead the No. 15 Sun Devils to a 5-1 victory over No. 24 Oral Roberts Friday night at Packard Stadium. Junior catcher Tuffy Gosewisch plated the only runs ASU would need in the game with a two-run home run in the second inning. The victory snapped a season-high three-game losing streak for the Devils (longest since start of 2002 season) and improved their record to 23-10 overall. ASU also gained its 11th victory over a ranked opponent this season. Oral Roberts had its six-game win streak come to an end to fall to 25-7. Seth Dhaenens (2-for-3), Jeff Larish (2-for-4) and Nick Walsh (2-for-4) added multi-hit games in the victory for the Sun Devils.

### GAME 34

#### #24 Oral Roberts 6, #15 SUN DEVILS 5

April 10, 2004 at Packard Stadium

	1	2	3	4	5	6	7	8	9	R	H	E
ORU	0	3	0	0	1	0	2	0	-	6	11	0
ASU	0	0	0	0	2	1	0	0	-	5	12	2

W: Sorrow (5-1); L: Mousser (1-3); S: Ramsey (3)

HR: Lex (8), Bigley (7)

Time: 3:14 Attendance: 2,157 Record: 23-11

**HIGHLIGHTS:** The Sun Devils rallied for two runs in the bottom of the ninth inning, but stranded the tying run in scoring position to lose its fourth straight series in a 6-5 loss to No. 24 Oral Roberts Saturday afternoon at Packard Stadium. The loss, which featured a rare 54-minute rain delay in the seventh inning, was ASU's eighth in the last 12 games to drop its overall season record to 23-11. Junior right-hander Ty Marotz had his best outing of the year, striking out four and allowed only one hit in 2.1 innings. Josh Asanovich led ASU going 3-for-3 with two runs scored and fell a home run short of hitting for the cycle.

### GAME 35

#### #21 SUN DEVILS 9, Arizona 5

April 12, 2004 at Packard Stadium

	1	2	3	4	5	6	7	8	9	R	H	E
ARIZ	0	4	0	0	0	1	0	0	-	5	11	0
ASU	1	0	3	1	0	1	1	2	x	-	9	12 2

W: Cassa (2-1); L: Mills (0-1); S: Zinicola (2)

HR: None

Time: 3:59 Attendance: 2,308 Record: 24-11

**HIGHLIGHTS:** Shortstop Dustin Pedroia had three hits and freshman relievers Pat Cassa and Zechry Zinicola combined to strike out eight batters in the final 3.1 innings to give the No. 21 Sun Devils a 9-5 non-conference victory over the Arizona Wildcats. The bullpen stepped up to shut down the Wildcats with sophomore Erik Averill (Orange, Calif.), Cassa (Cypress, Calif.) and Zinicola (San Bernardino, Calif.) combining to give up one run in the final seven innings. Cassa (2-1) picked up the win with three strikeouts in 1.2 scoreless innings and Zinicola earned his second save of the year with five strikeouts in 1.2 innings.

### GAME 36

#### #21 SUN DEVILS 12, UCLA 4

April 16, 2004 at Jackie Robinson Stadium

	1	2	3	4	5	6	7	8	9	R	H	E
ASU	0	0	0	2	2	0	6	2	0	-	12	14 0
UCLA	0	0	0	0	0	1	3	0	-	4	7	2

W: Mousser (2-3); L: Beck (2-3); S: None

HR: None

Time: 3:05 Attendance: 450 Record: 25-11

**HIGHLIGHTS:** Arizona State junior shortstop Dustin Pedroia went 4-for-5 and starting pitcher Jeff Mousser threw seven innings of one-run ball to lead the No. 21 Sun Devils to a 12-4 victory over UCLA Friday night in Pac-10 Baseball action at Jackie Robinson Stadium. The game also featured a baseball oddity, with the Devils recording a triple play in the bottom of the seventh inning. Nick Walsh (2-for-4), Tuffy Gosewisch (2-for-2) and Colin Curtis (2-for-5, 2 RBI) added multi-hit games for the Devils.



# Sun Devil Baseball 2004

## Game-by-Game Capsules:

### GAME 37

#### #21 SUN DEVILS 4, UCLA 3

April 17, 2004 at Jackie Robinson Stadium

	1	2	3	4	5	6	7	8	9	R	H	E
ASU	0	0	0	0	0	0	3	0	1	-	4	10
UCLA	0	0	0	3	0	0	0	0	0	-	3	8

W: Zinicola (3-1); L: Rustich (3-1); S: None

HR: McMillan (4)

Time: 3:07 Attendance: 568 Record: 26-11

**HIGHLIGHTS:** Arizona State freshman Zechry Zinicola had the game-winning sacrifice fly and threw 1.1 perfect innings to earn the win on the mound, leading the No. 21 Sun Devils to a 4-3 come-from-behind victory over the UCLA Bruins Saturday afternoon in Pac-10 Baseball action at Jackie Robinson Stadium. Zinicola struck out two in 1.1 perfect innings to improve to 3-1 on the season. He combined with sophomore lefty Erik Averill to retire the last 15 batters in a row. Averill was flawless out of relief of starter Jason Urquidez (4.0 IP, 8 H, 3 R, 2 K), throwing 3.2 perfect innings. Senior Nick Walsh (Alamo, Calif.) drilled two-run double in the three-run seventh to tie the game.

### GAME 38

#### UCLA 11, #21 SUN DEVILS 10

April 18, 2004 at Jackie Robinson Stadium

	1	2	3	4	5	6	7	8	9	R	H	E
ASU	0	0	0	0	4	0	3	1	1	-	10	7
UCLA	1	0	4	0	4	0	0	2	x	-	11	11

W: Brophy (4-0); L: Zinicola (3-2); S: None

HR: McCarthy 2 (8), Denove (3)

Time: 3:46 Attendance: 657 Record: 26-12

**HIGHLIGHTS:** UCLA shortstop Ryan McCarthy went 5-for-5 with a pair of home runs to lead the Bruins to a wild 11-10 victory over the No. 21 Arizona State Sun Devils Sunday afternoon in Pac-10 Baseball action at Jackie Robinson Stadium. McCarthy's second blast, a two-run shot to straight-away center field off freshman Zechry Zinicola, proved to be the game winner in the eighth inning after the Sun Devils tied the game at 9-9 in the top half of the inning. ASU made several comebacks in the game, trailing 5-1 and 9-4 before pulling even at 9-9. The Devils also rallied in the ninth to pull to within one run at 11-10 with a sacrifice fly by Dustin Pedroia, but Colin Curtis was thrown out on the play trying to advance to third base on the play to end the game. Jeff Larish (2-4, 3 RBI) and Travis Buck (2-4, 2B) led ASU's offense.

### GAME 39

#### #18 SUN DEVILS 17, Washington State 5

April 23, 2004 at Bailey-Brayton Field

	1	2	3	4	5	6	7	8	9	R	H	E
ASU	3	2	2	10	0	0	0	0	0	-	17	17
WSU	2	0	0	0	0	1	0	1	1	-	5	9

W: Mousser (3-3); L: MacKenzie (5-4); S: None

HR: Pedroia (6), Cook (3), Rubin (4)

Time: 2:55 Attendance: 703 Record: 27-12

**HIGHLIGHTS:** The Sun Devils scored 17 runs in the first four innings, including a 10-run fourth inning, en route to a commanding 17-5 victory over Washington State Friday afternoon in Pac-10 baseball action at Bailey-Brayton Field. Senior starting pitcher Jeff Mousser (Tempe, Ariz.) led the Devils to the victory, earning the complete-game win to improve to 3-3 on the season. ASU scored its 17 runs by way of 17 hits. Joe Persichina had a career-high four hits (4-for-5) and scored two runs.

### GAME 40

#### #18 SUN DEVILS 5, Washington State 2

April 24, 2004 at Bailey-Brayton Field

	1	2	3	4	5	6	7	8	9	R	H	E
ASU	0	0	2	0	0	0	0	2	1	-	5	10
WSU	0	0	0	0	1	1	0	0	0	-	2	8

W: Zinicola (4-2); L: Daman Jr. (2-3); S: None

HR: Buck (8)

Time: 2:55 Attendance: 882 Record: 28-12

**HIGHLIGHTS:** The Sun Devils scored three runs over the final two innings to break open a 2-2 game and seal the series victory with a 5-2 win over Washington State. For the second straight Saturday, Zechry Zinicola got the win on the mound and knocked in the game-winning run with a sacrifice fly. Zinicola gave up one hit in 2.2 scoreless innings and went 1-for-4 at the plate, including hitting a sacrifice fly with no outs and runners on second and third in the top of the eighth inning. Dustin Pedroia, Travis Buck (HR) and Jeff Larish each went 2-for-5 to lead the offense.

### GAME 41

#### Washington State 8, #18 SUN DEVILS 4

April 25, 2004 at Bailey-Brayton Field

	1	2	3	4	5	6	7	8	9	R	H	E
ASU	0	2	1	1	0	0	0	0	0	-	4	10
WSU	1	0	1	1	0	5	0	0	x	-	8	7

W: Alwert (4-1); L: Averill (2-2); S: None

HR: None

Time: 2:39 Attendance: 843 Record: 28-13

**HIGHLIGHTS:** Washington State first baseman Grant Richardson capped a five-run sixth inning with a three-run double to lead the Cougars to a come-from-behind 8-4 victory over No. 18 Arizona State Sunday afternoon at Bailey-Brayton Field. The victory spoiled ASU's chances for a series sweep, falling to 28-13 overall and 7-8 in Pac-10 play. Erik Averill was saddled with the tough-luck loss, giving up five runs (two unearned) and only five hits in five and a third innings. Josh Asanovich went 3-for-5 in the loss.

### GAME 42

#### #18 SUN DEVILS 10, #7 Wichita State 9

April 27, 2004 at Eck Stadium

	1	2	3	4	5	6	7	8	9	R	H	E
ASU	1	0	3	0	4	0	1	1	0	-	10	14
WSU	3	4	1	0	0	0	0	0	1	-	9	10

W: Averill (3-2); L: Banick (2-3); S: Zinicola (3)

HR: Pedroia 2 (8), Larish (3), Asanovich (3)

Time: 3:15 Attendance: 4,521 Record: 29-13

**HIGHLIGHTS:** Arizona State shortstop Dustin Pedroia went 3-for-5 with two home runs as the No. 18 Sun Devils erased an early 7-1 deficit to record a thrilling 10-9 come-from-behind victory over No. 7 Wichita State Tuesday night in front of 4,521 fans at Eck Stadium. Trailing 7-1 after two innings, the Devils clubbed a season-high four home runs and used eight pitchers to improve shock the Shockers in one of the toughest environments to play in college baseball. ASU lead 10-8 heading into the final inning and freshman closer Zechry Zinicola held off a Shocker rally to get Shawn Smarsh to strike out with the tying run in scoring position. Erik Averill, the sixth of ASU's eight pitchers, picked up the win with two perfect innings out of the bullpen. Averill, who started Sunday against Washington State, improved to 3-2 with the win out of the bullpen. Zinicola sealed the win giving up two hits in an inning of work for his third save.

### GAME 43

#### #18 SUN DEVILS 4, #7 Wichita State 3

April 28, 2004 at Eck Stadium

	1	2	3	4	5	6	7	8	9	R	H	E
ASU	2	1	1	0	0	0	0	0	0	-	4	12
WSU	0	0	0	0	0	0	1	2	0	-	3	6

W: Mousser (4-3); L: Pelfrey (6-1); S: Zinicola (4)


HR: Sorensen (5)

Time: 2:43 Attendance: 4,370 Record: 30-13

**HIGHLIGHTS:** Senior Jeff Mousser gave up one unearned run in 6.1 innings to win his third straight decision in a 4-3 victory over No. 7 Wichita State Wednesday evening in front of 4,370 at Eck Stadium. The Sun Devils picked up their 30th win of the season while improving to 13-3 against ranked opponents. Freshman Zechry Zinicola nailed down the win with his fourth save of the year and his second in as many nights against the Shockers. ASU did all of its scoring in the first three innings, plating two in the first and one each in the second and third innings. Dustin Pedroia notched his 22nd multi-hit game of the year going 2-for-5 with a run scored and RBI. Travis Buck (2-for-5), Jeff Larish (2-for-5), Josh Asanovich (2-for-3 and Colin Curtis (2-for-4) added multi-hit games as the Devils out-hit the Shockers 12-6.



# Sun Devil Baseball 2004 -- Game by Game Statistics

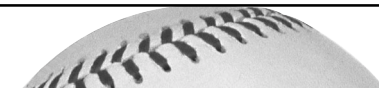


AB-R-H-RBI Breakdown for Arizona State (as of Apr 29, 2004)  
(All games)

Opponent	Date	#15 ASANOVIC	#19 BOCCHI	#4 BUCK	#16 CADENA	#32 COOK	#9 CURTIS	#6 DHAENENS	#39 GOSEWISC	#11 LARISH	#17 MCKENNA	#2 PEDROIA	#10 PERSICHI	#60 SCHOENBE	#20 WALSH	#37 ZINICOLA
FSU	Feb 06	4-0-1-0	.....	5-0-1-0	1-0-0-0	.....	3-0-0-0	..Def..	4-0-2-2	3-0-0-0	.....	5-1-2-0	4-0-0-0	.....	4-1-1-0	.....
FSU	Feb 07	3-1-0-1	.....	4-1-0-0	1-0-0-0	.....	5-3-3-4	..Def..	5-0-1-1	4-1-2-2	1-1-1-0	5-1-1-0	4-1-3-1	.....	1-0-0-0	3-1-1-1
FSU	Feb 08	5-0-1-3	1-0-0-0	3-3-3-4	3-1-1-1	1-0-0-0	4-0-1-2	.....	3-1-0-0	3-1-1-1	1-0-0-0	5-3-2-1	3-1-1-0	.....	.....	.....
CSUN	Feb 13	4-1-0-1	4-2-2-1	3-0-1-2	1-0-0-0	1-1-1-2	4-3-3-1	1-1-0-0	4-1-1-0	4-1-1-0	1-0-0-0	4-2-3-1	3-0-0-1	..Def..	.....	.....
UTAH	Feb 14	3-1-1-0	2-2-1-2	2-3-2-0	1-0-0-0	1-0-1-0	3-0-0-0	0-0-0-0	2-1-1-2	4-0-1-2	1-0-0-0	4-3-3-2	3-1-1-0	1-0-0-0	2-0-0-0	1-0-0-0
OKLA	Feb 15	3-0-0-0	4-0-0-0	3-0-0-0	1-0-0-0	2-0-0-0	4-0-1-0	0-0-0-0	3-0-1-0	4-0-1-0	.....	3-0-0-0	1-0-1-0	.....	1-0-0-0	.....
GU	Feb 16	3-0-1-0	4-1-1-0	4-1-1-0	1-0-0-0	.....	2-1-1-1	..Def..	4-2-2-2	4-0-0-1	.....	5-3-4-2	4-1-2-1	.....	1-0-0-0	.....
LAMAR	Feb 20	4-0-1-0	3-0-0-0	2-1-0-0	.....	1-0-0-0	3-1-1-0	2-0-1-1	4-0-2-0	5-0-1-0	.....	5-1-3-1	3-1-0-0	.....	.....	.....
MEM	Feb 21	..Def..	.....	4-1-1-0	1-0-0-0	.....	4-1-2-2	1-1-0-0	4-1-2-0	5-0-0-0	..Def..	4-1-3-2	3-1-1-1	.....	2-1-0-0	4-0-0-1
RICE	Feb 22	.....	3-0-0-0	3-1-1-3	.....	.....	4-0-1-0	2-1-0-0	4-0-0-0	3-0-1-0	.....	2-1-1-0	3-0-0-0	.....	3-0-1-0	.....
ARIZ	Feb 24	.....	.....	3-0-0-1	.....	.....	2-0-1-0	.....	4-0-0-0	5-1-2-1	.....	4-1-3-0	3-0-1-2	.....	2-1-1-0	3-1-0-0
UCONN	Feb 27	3-0-1-0	2-0-1-0	2-3-1-1	3-2-3-0	4-1-4-4	3-1-1-4	3-0-0-0	2-1-1-0	4-2-2-4	3-2-2-3	6-2-1-0	1-0-0-0	1-0-0-0	1-2-1-1	3-0-1-1
UCONN	Feb 28	1-0-0-0	1-0-1-0	5-1-4-4	1-1-0-0	3-0-0-0	3-2-2-2	2-1-1-1	4-2-3-1	4-2-2-0	1-0-0-0	4-3-1-4	2-0-0-1	.....	3-2-1-0	3-2-2-3
UCONN	Feb 29	2-4-2-4	0-0-0-0	5-2-5-8	6-0-0-0	4-2-2-0	3-1-1-0	1-4-0-0	2-3-1-0	5-1-1-2	0-0-0-0	3-1-1-2	..Def..	1-0-0-0	1-0-1-0	.....
ECU	Mar 05	2-0-1-0	.....	4-2-3-2	1-0-1-0	4-0-0-0	3-0-0-0	..Def..	4-1-1-1	3-1-1-2	.....	3-1-1-0	.....	.....	1-0-0-0	3-1-1-2
ECU	Mar 06	.....	.....	3-1-1-1	2-0-0-0	.....	2-1-0-0	.....	3-0-0-0	3-0-1-1	2-0-0-0	4-2-1-1	2-2-2-1	.....	2-0-1-1	.....
ECU	Mar 07	.....	3-0-0-0	3-1-1-2	.....	.....	4-2-1-0	3-0-2-0	3-0-3-2	5-0-1-0	..Def..	5-1-0-0	3-3-3-0	.....	3-0-2-3	.....
TULANE	Mar 12	.....	2-0-1-0	3-1-2-2	1-0-0-0	.....	3-0-0-0	3-1-0-0	3-0-0-0	4-0-0-1	2-0-0-0	3-1-0-0	4-0-0-0	.....	3-0-1-0	.....
TULANE	Mar 13	1-1-0-0	.....	4-0-0-1	4-1-3-1	..Def..	3-1-1-0	4-2-1-0	5-0-2-1	4-2-2-3	.....	4-3-4-5	4-0-0-0	.....	4-1-0-0	1-0-0-0
TULANE	Mar 14	1-1-1-1	.....	2-0-1-0	1-0-0-1	1-0-0-0	4-1-2-0	4-1-1-0	3-1-1-0	4-0-0-0	..Def..	4-1-2-1	3-0-1-0	.....	3-0-2-2	.....
OKST	Mar 16	0-0-0-0	.....	3-2-0-0	.....	1-0-0-0	3-0-0-0	3-0-1-0	4-0-0-0	3-1-3-0	.....	5-0-2-0	3-0-2-1	.....	4-0-0-0	4-0-2-2
OKST	Mar 17	5-1-2-1	4-2-2-2	6-2-2-1	1-0-0-0	4-2-2-1	3-1-2-2	5-1-1-1	3-1-1-1	6-2-3-4	3-1-1-0	3-3-2-0	..Def..	..Def..	1-0-1-2	.....
CAL	Mar 19	.....	.....	5-1-1-0	.....	.....	3-1-1-0	5-1-1-0	4-0-1-2	5-1-1-1	.....	5-2-4-1	3-1-0-0	.....	3-0-0-0	5-0-2-2
CAL	Mar 20	2-0-1-0	2-0-1-0	5-1-1-1	3-1-1-1	3-2-2-1	4-0-1-1	4-0-2-1	2-1-1-0	.....	3-1-0-0	3-1-1-1	2-0-1-0	1-0-0-0	2-0-0-0	2-1-1-1
CAL	Mar 21	3-1-1-3	4-0-1-3	4-4-1-0	3-1-0-0	4-1-1-0	5-1-3-1	4-0-0-0	3-0-2-0	.....	..Def..	4-0-1-0	.....	.....	.....	.....
WASH	Mar 26	3-0-0-0	.....	2-0-0-1	1-0-0-0	1-0-0-0	3-0-0-0	3-1-2-0	3-0-2-0	4-0-1-0	.....	4-0-1-0	2-0-0-0	.....	.....	4-0-1-0
WASH	Mar 27	.....	.....	3-1-0-0	1-0-0-0	..Def..	3-1-1-1	4-1-0-0	3-2-2-1	4-0-1-0	.....	3-2-1-1	4-1-2-1	.....	4-0-2-2	4-1-1-0
WASH	Mar 28	.....	0-1-0-0	4-1-3-2	3-1-2-1	.....	4-0-0-0	2-1-0-0	3-1-0-0	5-0-0-0	.....	6-0-3-2	5-0-2-0	.....	3-1-0-0	.....
USC	Apr 02	1-0-0-0	1-0-1-1	4-0-1-0	.....	3-0-2-0	3-2-2-0	2-1-1-0	4-1-1-3	5-2-3-1	0-0-0-0	5-1-1-2	1-0-0-0	.....	5-3-4-1	4-0-1-1
USC	Apr 03	4-1-2-1	1-0-1-0	3-1-2-1	5-0-2-2	2-0-0-0	3-1-1-0	.....	4-0-0-0	4-0-1-0	1-0-0-0	5-0-0-0	2-0-1-0	.....	5-2-3-1	.....
USC	Apr 04	4-0-2-0	1-0-0-0	5-0-1-1	3-0-1-2	1-1-0-0	3-0-0-0	1-0-0-0	3-0-0-0	2-1-0-0	2-0-0-0	4-1-1-0	1-0-0-0	.....	4-0-3-0	.....
ORU	Apr 08	4-1-1-0	.....	4-0-1-2	.....	.....	4-0-0-0	3-1-2-1	4-1-2-0	4-1-0-0	1-0-0-0	4-0-1-0	3-2-1-3	.....	3-1-0-0	.....
ORU	Apr 09	.....	.....	4-0-0-1	.....	4-0-1-0	4-1-1-0	3-1-2-0	3-1-2-2	4-0-2-0	.....	2-0-0-1	2-1-1-0	.....	4-1-2-0	.....
ORU	Apr 10	3-2-3-0	4-0-2-0	4-0-2-2	3-0-0-0	2-0-0-0	1-0-0-0	.....	4-1-1-0	4-0-0-0	.....	4-2-2-1	1-0-0-0	.....	4-0-2-1	1-0-0-1
ARIZ	Apr 12	2-1-1-2	2-0-0-0	2-2-1-1	.....	.....	2-0-0-1	4-0-0-0	3-0-1-1	4-1-1-0	1-0-1-1	5-1-3-1	4-2-2-0	.....	4-2-2-1	.....
UCLA	Apr 16	3-1-1-1	1-0-0-0	3-1-1-1	0-0-0-1	..Def..	5-0-2-2	4-1-0-0	2-2-2-2	5-1-1-2	.....	5-2-4-0	4-2-1-1	.....	4-2-2-0	.....
UCLA	Apr 17	3-0-0-1	.....	5-0-0-0	4-0-0-0	.....	4-2-2-0	..Def..	3-0-2-0	4-1-1-0	.....	4-0-2-0	5-1-3-0	.....	4-0-1-2	0-0-0-1
UCLA	Apr 18	1-3-0-0	0-0-0-1	4-1-2-0	2-0-0-0	2-2-1-2	4-0-1-1	.....	3-1-0-1	4-1-2-3	.....	2-1-0-1	1-0-0-1	.....	5-1-1-0	1-0-0-0
WSU	Apr 23	4-3-2-1	.....	4-1-1-2	2-0-0-0	5-3-2-1	5-1-1-0	.....	5-1-3-3	5-1-1-2	1-0-0-0	4-3-2-3	5-2-4-1	.....	2-2-1-2	.....
WSU	Apr 24	2-0-0-0	.....	5-2-2-2	.....	2-0-1-0	4-0-0-0	2-0-1-0	3-0-0-1	5-1-2-1	.....	5-2-2-0	3-0-1-0	.....	.....	4-0-1-1
WSU	Apr 25	5-0-3-0	.....	5-0-2-0	4-0-1-0	4-1-1-0	.....	.....	3-1-1-0	4-1-2-0	.....	5-0-1-1	4-0-1-2	.....	3-1-1-0	.....
WICHITA	Apr 27	4-2-3-3	1-0-0-0	5-1-1-0	.....	3-0-0-0	5-0-2-1	..Def..	4-0-2-2	4-1-2-2	.....	5-3-3-2	1-0-0-0	.....	4-0-0-0	2-3-1-0
WICHITA	Apr 28	3-1-2-1	.....	5-1-2-0	.....	3-0-0-0	4-1-2-0	..Def..	3-0-1-1	5-0-2-0	.....	5-1-2-1	..Def..	.....	4-0-1-0	5-0-0-0



# Sun Devil Baseball 2004 -- Game by Game Statistics

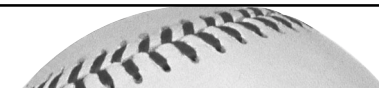


IP-H-R-ER-BB-SO Breakdown for Arizona State (as of Apr 29, 2004)  
(All games)

Opponent	Date	#21 ANDES	#45 AVERILL	#41 BLAKE	#49 BORDES	#40 BRESNEHAN	#26 CASSA	#47 MAROTZ
Florida State	Feb 06	.....	.....	.....	.....	.....	.....	.....
Florida State	Feb 07	.....	5.0- 4- 1- 1- 3- 3	.....	0.2- 4- 6- 6- 3- 2*	0.2- 0- 0- 0- 0- 0	2.0- 1- 1- 1- 1- 2	0.2- 2- 1- 1- 1- 0
Florida State	Feb 08	2.1- 1- 0- 0- 2- 4	.....	1.2- 1- 2- 0- 3- 4	.....	0.0- 1- 3- 3- 3- 0	.....	.....
CS Northridge	Feb 13	.....	2.2- 0- 0- 0- 0- 3	.....	.....	.....	.....	.....
Utah	Feb 14	.....	.....	.....	.....	.....	.....	2.0- 1- 0- 0- 0- 3
Oklahoma	Feb 15	1.1- 1- 1- 1- 1- 1	.....	.....	2.0- 3- 2- 2- 1- 3	0.1- 0- 0- 0- 0- 1	5.1- 5- 3- 3- 1- 2*	.....
Gonzaga	Feb 16	.....	2.0- 5- 7- 5- 2- 2*	.....	.....	5.0- 4- 0- 0- 1- 7	.....	.....
Lamar	Feb 20	.....	2.2- 1- 0- 0- 0- 0	.....	.....	.....	.....	.....
Memphis	Feb 21	.....	.....	3.0- 1- 0- 0- 0- 0	.....	.....	6.0- 1- 0- 0- 2- 9*	.....
Rice	Feb 22	.....	.....	.....	.....	.....	.....	.....
Arizona	Feb 24	.....	.....	.....	6.0- 3- 0- 0- 3- 10*	3.0- 0- 0- 0- 1- 5	.....	.....
Connecticut	Feb 27	1.0- 1- 1- 1- 3- 2	.....	1.0- 1- 0- 0- 1- 0	.....	.....	.....	1.1- 1- 0- 0- 1- 1
Connecticut	Feb 28	.....	1.0- 0- 0- 0- 1- 1	.....	.....	4.0- 2- 2- 0- 4- 5	4.0- 5- 3- 1- 3- 4*	.....
Connecticut	Feb 29	.....	2.0- 0- 0- 0- 1- 2	1.0- 6- 4- 4- 0- 0	.....	.....	.....	1.0- 3- 3- 3- 0- 2
East Carolina	Mar 05	0.2- 1- 0- 0- 0- 0	2.0- 4- 3- 3- 0- 2	.....	.....	1.0- 0- 0- 0- 0- 1	.....	.....
East Carolina	Mar 06	.....	.....	.....	.....	2.0- 1- 0- 0- 0- 2	.....	.....
East Carolina	Mar 07	1.2- 2- 1- 1- 1- 2	.....	0.2- 2- 2- 2- 0- 0	.....	.....	3.1- 4- 2- 2- 0- 2	0.1- 0- 0- 0- 0- 0
Tulane	Mar 12	.....	4.2- 0- 0- 0- 0- 4	.....	.....	.....	.....	.....
Tulane	Mar 13	2.2- 1- 0- 0- 1- 1	.....	.....	.....	.....	0.2- 3- 2- 2- 0- 0	.....
Tulane	Mar 14	.....	2.1- 2- 1- 1- 1- 1	.....	4.1- 3- 0- 0- 3- 6*	2.0- 1- 0- 0- 0- 2	.....	.....
Oklahoma State	Mar 16	3.0- 2- 0- 0- 0- 2	.....	.....	.....	1.2- 2- 0- 0- 0- 1	4.1- 4- 2- 0- 2- 4*	.....
Oklahoma State	Mar 17	.....	.....	3.0- 4- 2- 2- 1- 1	.....	.....	.....	3.0- 3- 1- 1- 1- 2
California	Mar 19	1.1- 3- 2- 2- 0- 1	2.2- 5- 5- 5- 0- 2	.....	.....	2.0- 1- 0- 0- 1- 1	.....	.....
California	Mar 20	.....	.....	4.1- 2- 0- 0- 3- 4	2.1- 6- 4- 4- 1- 1	.....	0.1- 1- 3- 2- 2- 0	0.1- 1- 2- 1- 1- 0
California	Mar 21	.....	.....	.....	.....	2.0- 6- 2- 2- 0- 0	.....	.....
Washington	Mar 26	.....	4.2- 8- 6- 6- 2- 3	.....	.....	.....	.....	.....
Washington	Mar 27	3.0- 1- 0- 0- 0- 3	.....	.....	6.0- 4- 4- 4- 5- 6*	.....	.....	.....
Washington	Mar 28	0.1- 1- 2- 2- 0- 0	.....	.....	.....	2.2- 4- 4- 3- 0- 2	2.0- 0- 0- 0- 1- 0	.....
USC	Apr 02	.....	.....	.....	.....	.....	0.2- 1- 0- 0- 0- 0	.....
USC	Apr 03	0.0- 2- 2- 1- 1- 0	2.2- 4- 3- 3- 1- 0	.....	1.1- 2- 1- 1- 3- 1*	.....	1.2- 2- 2- 2- 2- 0	.....
USC	Apr 04	0.1- 4- 3- 3- 0- 0	2.0- 3- 0- 0- 0- 2	.....	.....	2.2- 3- 2- 2- 1- 3	.....	.....
Oral Roberts	Apr 08	0.0- 0- 0- 0- 2- 0	3.1- 8- 2- 2- 0- 2*	0.0- 0- 1- 0- 0- 0	.....	1.1- 3- 6- 3- 4- 2	1.2- 1- 0- 0- 0- 2	0.2- 0- 0- 0- 0- 0
Oral Roberts	Apr 09	.....	.....	.....	.....	.....	.....	.....
Oral Roberts	Apr 10	.....	.....	.....	.....	.....	1.2- 4- 2- 2- 1- 2	2.1- 1- 0- 0- 1- 4
Arizona	Apr 12	.....	3.2- 4- 1- 1- 2- 4	.....	.....	2.0- 5- 4- 4- 3- 1*	1.2- 0- 0- 0- 0- 3	.....
UCLA	Apr 16	.....	.....	0.2- 2- 3- 3- 4- 1	.....	.....	.....	1.1- 0- 0- 0- 0- 2
UCLA	Apr 17	.....	3.2- 0- 0- 0- 0- 2	.....	.....	.....	.....	.....
UCLA	Apr 18	.....	.....	0.1- 1- 0- 0- 0- 1	0.2- 0- 3- 3- 4- 2	1.0- 1- 1- 1- 0- 1	1.1- 3- 4- 4- 1- 1	1.2- 1- 1- 1- 3- 2*
Washington State	Apr 23	.....	.....	.....	.....	.....	.....	.....
Washington State	Apr 24	.....	.....	.....	.....	.....	.....	.....
Washington State	Apr 25	.....	5.1- 5- 5- 3- 3- 2*	.....	.....	0.2- 1- 3- 3- 3- 1	.....	2.0- 1- 0- 0- 0- 2
Wichita State	Apr 27	1.1- 2- 1- 1- 0- 1	2.0- 0- 0- 0- 0- 1	.....	0.2- 1- 0- 0- 0- 0	2.2- 1- 0- 0- 3- 4	0.0- 2- 4- 4- 2- 0	0.1- 1- 3- 2- 2- 0*
Wichita State	Apr 28	.....	.....	.....	.....	.....	.....	.....



# Sun Devil Baseball 2004 -- Game by Game Statistics



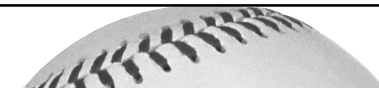
IP-H-R-ER-BB-SO Breakdown for Arizona State (as of Apr 29, 2004)  
(All games)

Opponent	Date	#35 MOUSSER	#34 URQUIDEZ	#50 WEBB	#37 ZINICOLA
Florida State	Feb 06	7.0- 3- 1- 1- 1- 3*	.....	.....	2.0- 1- 0- 0- 1- 2
Florida State	Feb 07	.....	.....	.....	.....
Florida State	Feb 08	.....	5.0- 6- 1- 1- 3- 9*	.....	.....
CS Northridge	Feb 13	6.1- 4- 3- 1- 1- 6*	.....	.....	.....
Utah	Feb 14	.....	6.0- 3- 0- 0- 2- 7*	1.0- 1- 0- 0- 1- 1	.....
Oklahoma	Feb 15	.....	.....	.....	.....
Gonzaga	Feb 16	.....	.....	.....	2.0- 2- 0- 0- 0- 4
Lamar	Feb 20	4.1- 6- 3- 3- 1- 3*	.....	.....	1.0- 2- 2- 2- 1- 1
Memphis	Feb 21	.....	.....	.....	.....
Rice	Feb 22	.....	9.0- 3- 1- 1- 2- 7*	.....	.....
Arizona	Feb 24	.....	.....	.....	.....
Connecticut	Feb 27	5.0- 0- 0- 0- 3- 2*	.....	0.2- 0- 1- 1- 3- 2	.....
Connecticut	Feb 28	.....	.....	.....	.....
Connecticut	Feb 29	.....	3.0- 3- 1- 1- 1- 1*	.....	2.0- 4- 3- 2- 2- 2
East Carolina	Mar 05	5.1- 5- 3- 3- 5- 1*	.....	.....	.....
East Carolina	Mar 06	.....	7.0- 5- 4- 3- 3- 4*	.....	.....
East Carolina	Mar 07	.....	.....	.....	3.0- 1- 0- 0- 1- 3*
Tulane	Mar 12	4.1- 9- 5- 3- 1- 3*	.....	.....	.....
Tulane	Mar 13	.....	5.2- 4- 1- 1- 5- 5*	.....	.....
Tulane	Mar 14	.....	.....	0.1- 0- 0- 0- 0- 0	.....
Oklahoma State	Mar 16	.....	.....	.....	.....
Oklahoma State	Mar 17	.....	.....	1.0- 1- 0- 0- 0- 0	2.0- 4- 3- 3- 2- 2*
California	Mar 19	3.0- 4- 2- 2- 2- 1*	.....	.....	.....
California	Mar 20	.....	1.1- 4- 3- 3- 2- 0*	0.1- 5- 8- 1- 2- 0	.....
California	Mar 21	.....	.....	.....	7.0- 6- 2- 2- 1- 5*
Washington	Mar 26	.....	4.1- 5- 5- 3- 4- 6*	.....	.....
Washington	Mar 27	.....	.....	.....	.....
Washington	Mar 28	.....	.....	.....	4.0- 3- 2- 1- 1- 3*
USC	Apr 02	.....	8.1- 7- 3- 3- 6- 7*	.....	.....
USC	Apr 03	.....	.....	0.0- 0- 1- 1- 0- 0	3.1- 4- 5- 5- 1- 2
USC	Apr 04	4.0- 5- 5- 5- 0- 2*	.....	.....	.....
Oral Roberts	Apr 08	.....	.....	0.0- 1- 0- 0- 1- 0	2.0- 1- 0- 0- 0- 0
Oral Roberts	Apr 09	.....	7.0- 5- 1- 1- 2- 6*	.....	2.0- 1- 0- 0- 1- 2
Oral Roberts	Apr 10	5.0- 6- 4- 3- 3- 3*	.....	.....	.....
Arizona	Apr 12	.....	.....	.....	1.2- 2- 0- 0- 0- 5
UCLA	Apr 16	7.0- 5- 1- 1- 2- 2*	.....	.....	.....
UCLA	Apr 17	.....	4.0- 8- 3- 3- 0- 2*	.....	1.1- 0- 0- 0- 0- 2
UCLA	Apr 18	.....	.....	.....	3.0- 5- 2- 2- 0- 3
Washington State	Apr 23	9.0- 9- 5- 5- 3- 0*	.....	.....	.....
Washington State	Apr 24	.....	6.1- 7- 2- 2- 1- 4*	.....	2.2- 1- 0- 0- 0- 3
Washington State	Apr 25	.....	.....	.....	.....
Wichita State	Apr 27	.....	1.0- 1- 1- 1- 2- 1	.....	1.0- 2- 0- 0- 0- 1
Wichita State	Apr 28	6.1- 2- 1- 0- 4- 5*	1.1- 3- 2- 2- 1- 2	.....	1.1- 1- 0- 0- 0- 1





# Sun Devil Baseball 2004 -- Career/Season Statistics



	SEASON													CAREER												
Player	AVG	GP-GS	AB	R	H	2B	3B	HR	RBI	BB	HBP	SO	SB-ATT	AVG	GP-GS	AB	R	H	2B	3B	HR	RBI	BB	HBP	SO	SB-ATT
2 Dustin Pedroia...	.419	43-43	179	57	75	21	0	8	40	33	4	10	5-10	.389	169-169	712	191	277	68	5	13	137	93	15	42	13-26
15 Josh Asanovich...	.358	34-26	95	26	34	7	1	3	24	13	7	12	4-6	.358	34-26	95	26	34	7	1	3	24	13	7	12	4-6
39 Tuffy Gosewisch...	.349	43-42	146	28	51	10	0	2	32	24	2	24	0-1	.319	132-99	329	75	105	19	0	4	75	50	11	55	2-3
10 Joe Persichina...	.349	41-32	109	23	38	5	1	1	18	16	5	12	2-3	.349	41-32	109	23	38	5	1	1	18	16	5	12	2-3
20 Nick Walsh.....	.349	37-30	109	24	38	6	0	0	19	18	5	7	5-9	.308	178-91	383	106	118	18	1	1	66	91	25	42	14-24
4 Travis Buck.....	.342	43-43	161	44	55	12	0	8	49	37	8	28	8-10	.333	109-108	400	103	133	25	3	12	95	72	19	56	20-24
32 Chris Cook.....	.318	29-14	66	16	21	5	0	3	11	6	2	23	1-1	.318	29-14	66	16	21	5	0	3	11	6	2	23	1-1
9 Colin Curtis.....	.303	42-42	145	30	44	10	0	4	26	27	4	29	8-10	.303	42-42	145	30	44	10	0	4	26	27	4	29	8-10
19 Joel Bocchi.....	.300	24-13	50	8	15	3	0	0	10	8	8	10	0-0	.294	84-43	163	28	48	11	1	2	34	25	13	38	1-1
11 Jeff Larish.....	.288	41-41	170	28	49	16	0	3	36	25	0	40	2-6	.335	140-138	532	139	178	38	5	24	155	132	6	101	5-12
37 Zechry Zinicola..	.263	20-14	57	10	15	3	0	2	17	8	1	19	0-0	.263	32-18	57	10	15	3	0	2	17	8	1	19	0-0
6 Seth Dhaenens....	.253	35-23	75	22	19	2	0	0	5	21	0	16	2-6	.253	35-23	75	22	19	2	0	0	5	21	0	16	2-6
16 Nick Cadena.....	.234	30-10	64	8	15	2	0	2	10	2	1	14	1-1	.245	73-29	163	24	40	5	0	8	39	10	2	38	2-2
-----																										
17 Ryan McKenna.....	.208	21-3	24	5	5	1	1	0	4	2	0	6	0-0	.263	90-33	156	33	41	5	2	1	27	27	4	33	4-6
60 Garrett Schoenber	.000	6-0	4	0	0	0	0	0	0	0	0	1	0-0	.083	15-0	12	0	1	0	0	0	0	0	0	4	0-0
26 Pat Cassa.....	.000	3-0	1	0	0	0	0	0	0	0	0	0	0-0	.000	19-4	1	0	0	0	0	0	0	0	0	0	0-0
50 Travis Webb.....	.000	1-0	1	0	0	0	0	0	0	0	0	1	0-0	.000	8-0	1	0	0	0	0	0	0	0	0	1	0-0
51 Joe Cosentino....	.000	1-0	1	0	0	0	0	0	0	0	0	0	0-0	.000	1-0	1	0	0	0	0	0	0	0	0	0	0-0
49 Brett Bordes.....	.000	1-0	0	1	0	0	0	0	0	0	0	0	0-0	.000	37-5	0	2	0	0	0	0	0	0	0	0	0-0
Totals.....	.323	43-43	1491	335	481	104	3	36	305	245	48	262	38-64													
Opponents.....	.262	43-43	1449	237	379	56	9	31	218	192	37	319	37-52													

(All games Sorted by Earned run avg)

Player	ERA	W-L	APP	GS	CG	SHO/CBO	SV	IP	H	R	ER	BB	SO	ERA	W-L	APP	GS	CG	SHO/CBO	SV	IP	H	R	ER	BB	SO
34 Jason Urquidez...	3.25	8-2	14	12	1	0/1	0	69.1	64	28	25	34	61	3.25	8-2	14	12	1	0/1	0	69.1	64	28	25	34	61
35 Jeff Mousser.....	3.65	4-3	12	12	1	0/0	0	66.2	58	33	27	26	31	3.65	4-3	12	12	1	0/0	0	66.2	58	33	27	26	31
37 Zechry Zinicola..	3.70	4-2	17	4	0	0/0	4	41.1	40	19	17	11	41	3.70	4-2	17	4	0	0/0	4	41.1	40	19	17	11	41
45 Erik Averill.....	4.97	3-2	18	3	0	0/0	0	54.1	53	34	30	16	36	4.17	11-4	38	18	0	0/3	0	140.1	140	75	65	35	97
-----																										
47 Ty Marotz.....	4.76	0-0	13	2	0	0/1	0	17.0	15	11	9	10	18	4.76	0-0	13	2	0	0/1	0	17.0	15	11	9	10	18
40 Pat Bresnehan....	5.15	3-2	19	1	0	0/1	5	36.2	36	27	21	24	39	5.15	3-2	19	1	0	0/1	5	36.2	36	27	21	24	39
26 Pat Cassa.....	5.65	2-1	16	4	0	0/1	1	36.2	37	28	23	18	31	5.65	2-1	16	4	0	0/1	1	36.2	37	28	23	18	31
21 Quentin Andes....	5.68	3-1	14	0	0	0/0	2	19.0	22	13	12	11	17	5.68	3-1	14	0	0	0/0	2	19.0	22	13	12	11	17
41 Josh Blake.....	6.32	1-0	10	0	0	0/1	1	15.2	20	14	11	12	11	6.32	1-0	10	0	0	0/1	1	15.2	20	14	11	12	11
49 Brett Bordes.....	7.50	2-0	9	5	0	0/1	0	24.0	26	20	20	23	31	5.19	3-1	36	5	0	0/3	0	52.0	47	32	30	51	58
50 Travis Webb.....	8.10	0-0	7	0	0	0/1	0	3.1	8	10	3	7	3	8.10	0-0	7	0	0	0/1	0	3.1	8	10	3	7	3
Totals.....	4.59	30-13	43	43	2	3/3	13	384.0	379	237	196	192	319													
Opponents.....	6.95	13-30	43	43	0	1/1	6	365.1	481	335	282	245	262													



# Sun Devil Baseball 2004

## Position Players 2003 Single Game and Career Highs

### #2 Dustin Pedroia, SS (Woodland, Calif.)

Category	2004 Best	Career Best (last)
At Bats	6 - 2x (WASH; 3/28)	7 (UCLA; 4/18/03)
Runs	3 - 6x (WST; 4/27)	4 (WASH; 5/18/03)
Hits	4 - 3x (UCLA; 4/16)	4 - 6x (UCLA; 4/16/04)
RBI	5 (TUL; 3/13)	Same
BB	3 - 2x (UCLA; 4/18)	3 - 3x (UCLA; 4/18/04)
SB	1 - 3x (Cal; 3/19)	1 - 11x (Cal; 3/19/04)
2B	4 (GU; 2/16)	Same
HR	2 (WST; 4/27)	Same
Hit Streak	10 games	22 games

### #4 Travis Buck, OF (Richland, Wash.)

Category	2004 Best	Career Best (last)
At Bats	6 (OKST; 3/17)	7 (BYU; 2/7/03)
Runs	4 (Cal; 3/21)	Same
Hits	5 (UConn; 2/29)	5 - 2x (2/29/04)
RBI	8 (UConn; 2/29)	Same
BB	3 (FSU; 2/8)	Same
SB	1 - 6x (OKST; 3/17)	2 - 2x (SUU; 2/7/03)
2B	4 (UConn; 2/28)	Same
HR	1 - 8x (WSU; 4/24)	1 - 11x (WSU; 4/24/04)
Hit Streak	7 games	7 games

### #6 Seth Dhaenens, INF (Chandler, Ariz.)

Category	2004 Best	Career Best (last)
At Bats	5 - 2x (Cal; 3/19)	Same
Runs	4 (UConn; 2/29)	Same
Hits	2 - 5x (ORU; 4/9)	Same
RBI	1 - 3x (Cal; 3/20)	Same
BB	3 - 2x (WASH; 3/28)	Same
SB	1	Same
2B	1 (LU; 2/20)	Same
HR	None	None
Hit Streak	6 games	None

### #9 Colin Curtis, OF (Issaquah, Wash.)

Category	2004 Best	Career Best (last)
At Bats	5 - 3x (WST; 4/27)	Same
Runs	3 - 2x (CSUN; 2/13)	Same
Hits	3 - 3x (Cal; 3/21)	Same
RBI	4 - 2x (UConn; 2/27)	Same
BB	3 (UConn; 2/28)	Same
SB	2 (LU; 2/20)	Same
2B	2 (Cal; 3/21)	Same
HR	1 - 4x (UConn; 2/28)	Same
Hit Streak	9 games	Same

### #10 Joe Persichina, INF (Rollings Hills Estates, Calif.)

Category	2004 Best	Career Best (last)
At Bats	5 (WSU; 4/23)	Same
Runs	3 (ECU; 3/7)	Same
Hits	4 (WSU; 4/23)	Same
RBI	3 (ORU; 4/8)	Same
BB	2 - 2x (ECU; 3/7)	Same
SB	1 (ECU; 3/6)	Same
2B	2 (ECU; 3/7)	Same
3B	1 (ORU; 4/8)	Same
HR	1 (MEM; 2/21)	Same
Hit Streak	3 games	Same

### #11 Jeff Larish, OF (Tempe, Ariz.)

Category	2004 Best	Career Best (last)
At Bats	6 (OKST; 3/17)	6 - 5x (OKST; 3/17/04)
Runs	2 - 4x (USC; 4/2)	4 (PORT; 5/15/02)
Hits	3 - 3x (USC; 4/2)	4 - 3x (ARIZ; 5/25/03)
RBI	4 - 2x (OKST; 3/17)	9 (SDSU; 1/26/03)
BB	3 (FSU; 2/8)	4 (WSU; 4/27/03)
SB	1 (USC; 4/2)	1 - 2x (PSU; 3/1/03)
2B	2 (OKST; 3/17)	4 (ARIZ; 5/25/03)
HR	1 - 3x (WST; 4/27)	2 (SDSU; 1/26/03)
Hit Streak	9 games	17 games

### #14 Frank Mesa, INF (Yuma, Ariz.)

Category	2004 Best	Career Best (last)
At Bats	4 - 2x (ARIZ; 2/24)	6 - 2x (BYU; 2/7/03)
Runs	2 (FSU; 2/8)	3 - 2x (SUU; 2/7/03)
Hits	2 (UConn; 2/27)	4 (BYU; 2/7/03)
RBI	1 - 4x (ECU; 3/6)	3 - 3x (WSU; 4/25/03)
BB	1 - 5x	3 (GU; 2/17/03)
SB	None	1 - 2x (Wichita State; 3/18/03)
2B	1 (CSUN; 2/13)	1 - 6x (UCLA; 4/18/03)
HR	None	1 (BYU; 2/7/03)
Hit Streak	2 games	5 games

### #15 Josh Asanovich, INF (Gold Canyon, Ariz.)

Category	2004 Best	Career Best (last)
At Bats	5 - 4x (WST; 4/27)	Same
Runs	4 (UConn; 2/29)	Same
Hits	3 - 3x (WST; 4/27)	Same
RBI	4 (UConn; 2/29)	Same
BB	3 (UCLA; 4/18)	Same
SB	2 (Arizona; 4/12)	Same
2B	2 (UConn; 2/29)	Same
HR	1 - 3x (WST; 4/27)	Same
Hit Streak	6 games	Same

### #16 Nick Cadena, OF (Glendale, Ariz.)

Category	2004 Best	Career Best (last)
At Bats	6 (UConn; 2/29)	6 - 2x (UConn; 2/29/04)
Runs	1 - 3x (TUL; 3/13)	3 - 2x (USC; 5/19/02)
Hits	3 - 2x (TUL; 3/13)	3 - 5x (TUL; 3/13/04)
RBI	2 - 2x (USC; 4/4)	5 (USC; 5/19/02)
BB	1 (UConn; 2/28)	1 - 7x (UConn; 2/28/04)
SB	1 (FSU; 2/8)	1 - 2x (FSU; 2/8/04)
2B	1 (USC; 4/3)	1 - 3x (UHH; 1/19/03)
HR	1 - 2x (WASH; 3/28)	2 - 2x (USC; 5/19/02)
Hit Streak	2 games	4 games

### #17 Ryan McKenna, OF (Elgin, Ill.)

Category	2004 Best	Career Best (last)
At Bats	3 - 2x (Cal; 3/20)	6 (Tenn; 5/2/01)
Runs	2 (UConn; 2/27)	3 (UCLA; 4/14/02)
Hits	2 (UConn; 2/27)	2 - 8x (UConn; 2/27/04)
RBI	3 (UConn; 2/27)	3 - 2x (UConn; 2/27/04)
BB	1 - 2x	2 - 2x (Nevada; 5/16/01)
SB	None	1 - 3x (OKST; 3/10/02)
2B	1 (FSU; 2/7)	1 - 5x (FSU; 2/7/04)
HR	None	1 (UNLV; 4/1/02)
Hit Streak	1 game	4 games



# Sun Devil Baseball 2004

## Position Players/Pitchers Single-Game and Career Highs

### #19 Joel Bocchi, C/DH (Phoenix, Ariz.)

Category	2004 Best	Career Best (last)
At Bats	4 - 5x (Cal; 3/21)	5 (UHH; 1/17/03)
Runs	2 - 3x (OKST; 3/17)	2 - 3x (OKST; 3/17/04)
Hits	2 - 3x (ORU; 4/10)	4 (UHH; 1/17/03)
RBI	3 (Cal; 3/21)	3 - 4x (Cal; 3/21/04)
BB	2 - 2x (ECU; 3/7)	Same
SB	None	1 (UHH; 1/17/03)
2B	1 - 3x (Cal; 3/21)	1 - 7x (Cal; 3/21)
HR	None	1 - 2x (BYU; 2/8/03)
Hit Streak	6 games	6 games

### #20 Nick Walsh, 2B/UTL (Alamo, Calif.)

Category	2004 Best	Career Best (last)
At Bats	5 (USC; 4/2)	6 - 2x (OSU; 5/14/03)
Runs	3 (USC; 4/2)	5 (WSU; 4/27/03)
Hits	4 (USC; 4/2)	6 (WSU; 4/27/03)
RBI	3 (ECU; 3/7)	7 (WSU; 4/27/03)
BB	2 (ORU; 4/8)	4 (UCLA; 5/19/01)
SB	1 (USC; 4/2)	1 - 9x (UNLV; 6/1/03)
2B	1 - 6x (WST; 4/28)	3 (WSU; 4/27/03)
HR	None	1 (WSU; 4/13/01)
Hit Streak	5 games	8 games

### #27 Taylor Holiday, UTL (Laguna Niguel, Calif.)

Category	2004 Best	Career Best (last)
At Bats	--	None
Runs	--	None
Hits	--	None
RBI	--	None
BB	--	None
SB	--	None
2B	--	None
HR	--	None
Hit Streak	--	None

### #32 Chris Cook, 1B (Mesa, Ariz.)

Category	2004 Best	Career Best (last)
At Bats	5 (WSU; 4/23)	Same
Runs	2 - 2x (OKST; 3/17)	Same
Hits	4 (UConn; 2/27)	Same
RBI	4 (UConn; 2/27)	Same
BB	2 (USC; 4/4)	Same
SB	1 (UConn; 2/29)	Same
2B	2 (UConn; 2/27)	Same
HR	1 - 3x (WSU; 4/23)	Same
Hit Streak	3 games	Same

### #37 Zechry Zinicola, DH (San Bernadino, Calif.)

Category	2004 Best	Career Best (last)
At Bats	5 (WST; 4/28)	Same
Runs	3 (WST; 4/27)	Same
Hits	2 - 2x (OKST; 3/16)	Same
RBI	3 (UConn; 2/29)	Same
BB	3 (WST; 4/27)	Same
SB	None	None
2B	1 - 2x (Cal; 3/20)	None
HR	1 - 2x (ECU; 3/5)	Same
Hit Streak	6 games	Same

### #39 Tuffy Gosewisch, C (Scottsdale, Ariz.)

Category	2004 Best	Career Best (last)
At Bats	5 - 2x (WSU; 4/23)	5 - 5x (WSU; 4/23/04)
Runs	3 (UConn; 2/29)	Same
Hits	3 - 2x (ECU; 3/7)	3 - 4x (ECU; 3/7/04)
RBI	3 - 2x (WSU; 4/23)	3 - 5x (WSU; 4/23/04)
BB	2 - 3x (UCLA; 4/16)	2 - 6x (UCLA; 4/16/04)
SB	None	1 - 2x (OKLA; 4/30/03)
2B	2 (FSU; 2/6)	2 - 2x (FSU; 2/6/04)
HR	1 - 2x (ORU; 4/9)	1 - 4x (ORU; 4/9/04)
Hit Streak	6 games	8 games

### #21 Quentin Andes, RHP (Albuquerque, N.M.)

Category	2004 Best	Career Best (last)
Innings	3.0 - 2x (WASH; 3/27)	Same
Runs Allowed	3 (USC; 4/4)	Same
ER Allowed	3 (USC; 4/4)	Same
K's	4 (FSU; 2/8)	Same
BB	3 (UConn; 2/27)	Same
Hits Allowed	4 (USC; 4/4)	Same
WP	None	None
HBP	1 - 3x (USC; 4/3)	Same
Pitches	44 (FSU; 2/8)	Same

### #26 Pat Cassa, LHP (Cypress, Calif.)

Category	2004 Best	Career Best (last)
Innings	6.0 (Memphis; 2/21)	Same
Runs Allowed	4 (WST; 4/27)	Same
ER Allowed	4 (WST; 4/27)	Same
K's	9 (Memphis; 2/21)	Same
BB	3 (UConn; 2/28)	Same
Hits Allowed	5 - 2x (UConn; 2/28)	Same
WP	None	None
HBP	None	None
Pitches	91 (Memphis; 2/21)	Same

### #34 Jason Urquidez, RHP (Simi Valley, Calif.)

Category	2004 Best	Career Best (last)
Innings	9.0 (Rice; 2/22)	Same
Runs Allowed	5 (WASH; 3/26)	Same
ER Allowed	3 - 4x (USC; 4/2)	Same
K's	9 (FSU; 2/8)	Same
BB	6 (USC; 4/2)	Same
Hits Allowed	8 (UCLA; 4/17)	Same
WP	1 - 2x (ORU; 4/9)	Same
HBP	2 (WSU; 4/24)	Same
Pitches	141 (USC; 4/2)	Same


### #35 Jeff Mousser, RHP (Tempe, Ariz.)

Category	2004 Best	Career Best (last)
Innings	9.0 (WSU; 4/23)	9.0 - 3x (WSU; 4/23/04)
Runs Allowed	5 - 2x (USC; 4/4)	13 - 2x (UNM; 3/13/03)
ER Allowed	5 (USC; 4/4)	13 (UNM; 3/13/03)
K's	6 (CSUN; 2/13)	10 - 2x (AFA; 4/25/02)
BB	3 (UConn; 2/27)	5 - 2x (USC; 5/31/02)
Hits Allowed	9 (TUL; 3/12)	13 - 3x (SDSU; 5/8/03)
WP	1 (LU; 2/20)	2 (WSU; 2/27/03)
HBP	3 (USC; 4/4)	5 (UNM; 3/13/03)
Pitches	126 (WSU; 4/23)	N/A

\*includes career at BYU (2001-03)



# Sun Devil Baseball 2004



## Pitchers Single-Game Career and 2004 Highs

### #37 Zechry Zinicola, RHP (San Bernadino, Calif.)

Category	2004 Best	Career Best (last)
Innings	7.0 (Cal; 3/21)	Same
Runs Allowed	5 (USC; 4/3)	Same
ER Allowed	5 (USC; 4/3)	Same
K's	5 - 2x (ARIZ; 4/12)	Same
BB	2 - 2x (OKST; 3/17)	Same
Hits Allowed	6 (Cal; 3/21)	Same
WP	1 - 3x (WASH; 3/28)	Same
HBP	1 - 3x (WSU; 4/24)	Same
Pitches	103 (Cal; 3/21)	Same

### #38 Ladd Hall, RHP (Hereford, Ariz.)

Category	2004 Best	Career Best (last)
Innings	---	None
Runs Allowed	---	None
ER Allowed	---	None
K's	---	None
BB	---	None
Hits Allowed	---	None
WP	---	None
HBP	---	None
Pitches	---	None

### #40 Pat Bresnehan, RHP (Sherborn, Mass.)

Category	2004 Best	Career Best (last)
Innings	5.0 (Gonzaga; 2/16)	Same
Runs Allowed	6 (ORU; 4/8)	Same
ER Allowed	3 - 4x (WSU; 4/25)	Same
K's	7 (Gonzaga; 2/16)	Same
BB	4 - 2x (ORU; 4/8)	Same
Hits Allowed	6 (Cal; 3/21)	Same
WP	1 - 3x (ARIZ; 4/12)	Same
HBP	1 - 4x (USC; 4/4)	Same
Pitches	81 (Gonzaga; 2/16)	Same

### #41 Josh Blake, LHP (Overland Park, Kan.)

Category	2004 Best	Career Best (last)
Innings	4.1 (Cal; 3/20)	Same
Runs Allowed	4 (UConn; 2/29)	Same
ER Allowed	4 (UConn; 2/29)	Same
K's	4 - 2x (Cal; 3/20)	Same
BB	4 (UCLA; 4/16)	Same
Hits Allowed	6 (UConn; 2/29)	Same
WP	1 (UConn; 2/29)	Same
HBP	1 - 2x (OKST; 3/17)	Same
Pitches	76 (Cal; 3/20)	Same

### #45 Erik Averill, LHP (Orange, Calif.)

Category	2004 Best	Career Best (last)
Innings	5.0 (FSU; 2/7)	7.1 (UHH; 1/18/03)
Runs Allowed	7 (Gonzaga; 2/16)	Same
ER Allowed	6 (WASH; 3/26)	Same
K's	4 (TUL; 3/12)	8 (CSF; 6/6/03)
BB	3 (FSU; 2/7)	3 - 2x (FSU; 2/7/04)
Hits Allowed	8 - 2x (ORU; 4/8)	10 (CAL; 4/11/03)
WP	1 (ECU; 3/5)	1 (WASH; 5/17/03)
HBP	2 (WSU; 4/25)	4 (USC; 3/29/03)
Pitches	90 (FSU; 2/7)	110 (Cal; 4/11/03)

### #47 Ty Marotz, RHP (Crystal Lake, Ill.)

Category	2004 Best	Career Best (last)
Innings	3.0 (OKST; 3/17)	Same
Runs Allowed	3 - 2x (WST; 4/27)	Same
ER Allowed	2 - 2x (WST; 4/27)	Same
K's	4 (ORU; 4/10)	Same
BB	2 (WST; 4/27)	Same
Hits Allowed	3 - 2x (OKST; 3/17)	Same
WP	1 (OKST; 3/17)	Same
HBP	None	None
Pitches	54 (OKST; 3/17)	Same

### #49 Brett Bordes, LHP (Mesa, Ariz.)

Category	2004 Best	Career Best (last)
Innings	6.0 - 2x (WASH; 3/27)	Same
Runs Allowed	6 (FSU; 2/7)	Same
ER Allowed	6 (FSU; 2/7)	Same
K's	10 (Arizona; 2/24)	Same
BB	5 (WASH; 3/27)	Same
Hits Allowed	6 (Cal; 3/20)	Same
WP	1 - 2x (UCLA; 4/18)	1 - 3x (UCLA; 4/18/04)
HBP	2 (Cal; 3/20)	1 - 2x (Arizona; 2/24/04)
Pitches	106 (WASH; 3/27)	Same

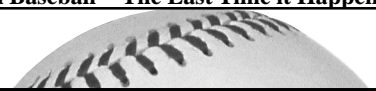
### #50 Travis Webb, LHP (Spokane, Wash.)

Category	2004 Best	Career Best (last)
Innings	1.0 - 2x (OKST; 3/17)	Same
Runs Allowed	8 (Cal; 3/20)	Same
ER Allowed	1 - 2x (Cal; 3/20)	Same
K's	2 (UConn; 2/27)	Same
BB	3 (UConn; 2/27)	Same
Hits Allowed	8 (Cal; 3/20)	Same
WP	None	None
HBP	1 (USC; 4/3)	None
Pitches	40 (Cal; 3/20)	Same





# Sun Devil Baseball 2004



## Last Time it Happened in Sun Devil Baseball...

*(Through 43 Games of 2004 Season)*

### Hitting Categories:

**A SUN DEVIL HIT A GRAND SLAM:** Dustin Pedroia, Feb. 28, 2004 vs. UConn (Packard Stadium)  
**HIT A WALK-OFF HOME RUN:** Jeremy West, April 26, 2003 vs. Washington State (2-Run HR in 10th inning)  
**A SUN DEVIL LED OFF A GAME WITH A HR:** Dustin Pedroia, Mar. 13, 2004 vs. #11 Tulane (1-1 count at Packard Stadium)  
**A SUN DEVIL HIT FOR THE CYCLE:** Travis Buck, March 7, 2003 vs. Southern Utah (19-0 win)  
**THE DEVILS HIT FOR THE CYCLE TO OPEN A GAME:** April 27, 2003 vs. Washington State in first inning (HR/2B/1B/3B)  
**THE DEVILS HIT BACK-TO-BACK HOME RUNS:** Steve Garabrants and Andre Ethier, May 25, 2003 vs. Arizona (7th Inning)  
**A SUN DEVIL HIT TWO HOME RUNS IN ONE GAME:** Dustin Pedroia, April 27, 2004 at Wichita State  
**A SUN DEVIL HIT THREE HOME RUNS IN A GAME:** Jeremy West, April 27, 2003 vs. Washington State  
**A SUN DEVIL HAD 5 HITS IN A GAME:** Travis Buck, Feb. 29, 2004 vs. Connecticut (5-for-5, 8 RBI, HR, 2B)  
**A SUN DEVIL HAD 6 HITS IN A GAME:** Nick Walsh, April 27, 2003 vs. Washington State (6-for-6, 7 RBI, 3 2B)  
**A SUN DEVIL HAD 7 HITS IN A GAME:** Jerry Mantlo, Feb. 6, 1972, vs. Michigan  
**A SUN DEVIL HAD 3 DOUBLES IN A GAME:** Dustin Pedroia, Feb. 16, 2004 vs. Gonzaga  
**A SUN DEVIL HAD 4 DOUBLES IN A GAME:** Travis Buck, Feb. 28 vs. Connecticut (16-5 victory)  
**A SUN DEVIL HIT 2 TRIPLES IN A GAME:** Mel Stocker, May 13, 2000, vs. Washington (Packard Stadium)  
**A SUN DEVIL HAD 7 RBI IN A GAME:** Nick Walsh, April 27, 2003 vs. Washington State  
**A SUN DEVIL HAD 8 RBI IN A GAME:** Travis Buck, Feb. 29, 2004 vs. UConn (5-for-5, HR, 2B)  
**A SUN DEVIL HAD 9 RBI IN A GAME:** Jeremy West, April 27, 2003 vs. Washington State  
**A SUN DEVIL STOLE 4 BASES IN A GAME:** Mel Stocker, Feb. 1, 2001, vs. Southern Utah (Packard Stadium)  
**A SUN DEVIL STRAIGHT STEAL OF HOME:** Colin Curtis, Feb. 20, 2004 vs. Lamar (Reckling Park, Houston, Texas, 8th inning)  
**A SUN DEVIL STRUCK OUT FOUR OR MORE TIMES IN A GAME:** Casey Myers, April 29, 2000, at USC (Dedeaux Field)  
**A SUN DEVIL WALKED FOUR TIMES IN A GAME:** Jeremy West, March 15, 2003 vs. Oklahoma (3 intentional)  
**A SUN DEVIL HITTER STRANDED SIX RUNNERS ON BASE:** Andre Ethier (6), February 17, 2003 vs. Gonzaga  
**A SUN DEVIL RECORDED 13 TOTAL BASES:** Jeremy West (14), April 27, 2003 vs. Washington State (3 HR, 2 1B)  
**A SUN DEVIL HAD TWO SAC BUNTS IN A GAME:** Travis Buck, April 23, 2005 at Washington State  
**A SUN DEVIL SCORED FIVE RUNS IN A GAME:** Nick Walsh, April 27, 2003 vs. Washington State  
**A SUN DEVIL WAS HIT BY PITCHES TWO OR MORE TIMES:** Travis Buck (2), April 25, 2003 vs. Washington State  
**AN OPPONENT HIT TWO HOME RUNS IN ONE GAME:** Ryan McCarthy (UCLA), April 18, 2004 at Jackie Robinson Stadium

### Pitching Categories:

**A SUN DEVIL PITCHER THREW A NO-HITTER:** Kevin Rawitzer, March 2, 1993, vs. Southern Utah (ASU 7, SUU 0)  
**A SUN DEVIL PITCHER THREW A PERFECT GAME:** Eddie Bane, March 2, 1973, vs. Cal State Northridge (ASU 9, CSUN 0)  
**A SUN DEVIL PITCHER THREW A ONE-HITTER:** Drew Friedberg, Jan. 24, 1999, vs. Hawaii-Hilo (ASU 10, Hilo 0)  
**A SUN DEVIL PITCHER THREW A TWO-HITTER:** Will Waldrip, Jan. 23, 1999, vs. Hawaii-Hilo (ASU 3, Hilo 0)  
**ARIZONA STATE WAS NO-HIT:** Phil Keller (Stanford), March 23, 1970 (Stanford 1, ASU 0)  
**ARIZONA STATE WAS ONE-HIT:** Alan Dunn/Tim Meacham (Alabama), June 10, 1983 (Alabama 6, ASU 0)  
**A SUN DEVIL PITCHER THREW A COMPLETE GAME:** Jeff Mousser, April 23, 2004 at Washington State (17-5 victory)  
**A SUN DEVIL PITCHER THREW BACK-TO-BACK COMPLETE GAMES:** Robbie McClellan (3/2, 3/8, 2002)  
**AN OPPOSING PITCHER THREW A COMPLETE GAME:** Mark Romanczuk (Stanford), March 24, 2003 (4-2 Stanford Win)  
**THE SUN DEVILS SHUT OUT AN OPPONENT (1 OR MORE PITCHERS):** Arizona, Feb. 24, 2004 (3 times in 2004)  
**THE SUN DEVILS WERE SHUT OUT:** Oklahoma (David Purcey/Jarod McAuliff), Feb. 15, 2004 (Oklahoma 6, ASU 0)  
**A SUN DEVIL STRUCK OUT 10 OR MORE BATTERS IN A GAME:** Brett Bordes (10), Feb. 24, 2004 vs. #16 Arizona  
**A SUN DEVIL STRUCK OUT 15 OR MORE BATTERS IN A GAME:** Mike Esposito (17), March 29, 2002 vs. UW  
**AN OPPOSING PITCHER STRUCK OUT 10 OR MORE SUN DEVILS:** Rik Currier, USC, (11), April 28, 2000  
**THE SUN DEVIL PITCHING STAFF DID NOT WALK A BATTER:** at UCLA, April 17, 2004 at Jackie Robinson Stadium  
**A SUN DEVIL PITCHER RECORDED 10 WINS IN A SEASON:** Beau Vaughan (2003) -- 10-6  
**A SUN DEVIL PITCHER HIT THREE BATTERS IN A GAME:** Jeff Mousser (3), April 4, 2004 vs. USC (10-3 loss at Packard Stadium)

### Fielding Categories:

**THE SUN DEVILS HAD NO ERRORS IN A GAME:** April 24 at WSU (5-2 win at Bailey-Brayton Field) - 14 times in 2004.  
**THE SUN DEVILS COMMITTED FIVE ERRORS IN A GAME:** April 17, 2001 at New Mexico State (19-16 loss)  
**A SUN DEVIL COMMITTED THREE OR MORE ERRORS IN A GAME:** Joel Bocchi, Mar. 29, 2002 vs. Washington (3)  
**A SUN DEVIL HAD 15 OR MORE PUTOUTS IN A GAME:** Tuffy Gosewisch (16), Feb. 8, 2004 vs. Florida State  
**A SUN DEVIL HAD 20 OR MORE PUTOUTS IN A GAME:** Jeff Phelps (21), March 6, 1999, vs. Stanford  
**A SUN DEVIL HAD EIGHT OR MORE ASSISTS IN A GAME:** Dennis Wyrick (SS), Feb. 6, 2000, vs. Florida State  
**THE SUN DEVILS TURNED FIVE DOUBLE PLAYS IN A GAME:** May 7, 1999, vs. Washington (Husky Ballpark)  
**THE SUN DEVILS TURNED A TRIPLE PLAY:** April 16, 2004 at UCLA (Travis Buck (RF), Dustin Pedroia (SS), Seth Dhaenens (3B)).

### Scoring and Misc. Categories:

**THE SUN DEVILS RECORDED 20 OR MORE HITS:** 21, Feb. 27, 2004 vs. UConn (18-2 win at Packard Stadium)  
**THE SUN DEVILS RECORDED 20 HITS IN BACK-TO-BACK GAMES:** WSU/UCLA, April 17, 25, 2003 (21 and 21)  
**THE SUN DEVILS SCORED 20 OR MORE RUNS:** 25, April 27, 2003 vs. Washington State (25-0 win at Packard Stadium)  
**THE SUN DEVILS SCORED 30 OR MORE RUNS:** 32, March 4, 2000, vs. Arizona (Packard Stadium)  
**THE SUN DEVILS SCORED 10 OR MORE RUNS IN AN INNING:** (10 - 4th) at Washington State, April 23, 2004 (17-5 win)  
**THE SUN DEVILS LEFT 15 OR MORE RUNNERS ON BASE:** Florida State (15) -- 12-6 win at Packard Stadium.  
**ASU SWEPT A THREE-GAME PAC-10 SERIES:** Arizona; May 23-25, 2003 (5-2, 16-0, 15-2)  
**ASU WAS SWEPT IN A PAC-10 SERIES:** at UCLA, April 16-18, 1999 (11-10 L, 9-3 L, 8-6 L)  
**ASU WAS SWEPT IN A PAC-10 SERIES AT HOME:** vs. USC, March 27-29, 1997 at Packard Stadium (12-7 L, 15-4 L, 11-7 L)  
**THE SUN DEVILS PLAYED BACK-TO-BACK EXTRA-INNING GAMES:** March 22-23, 2003 vs. Stanford at Packard Stadium







# Arizona State Sun Devil Baseball

## 2004 Roster

### Position Roster (33)

<u>PITCHERS</u>	<u>POS</u>	<u>B/T</u>	<u>HT</u>	<u>WT</u>	<u>YR/EXP</u>	<u>Hometown (High School/Last School)</u>
21 Andes, Quentin	RHP	R/R	6-2	194	Fr./HS	Albuquerque, NM (Cibola)
26 Cassa, Pat	LHP/OF	L/L	5-10	160	Fr./HS	Cypress, Calif. (Kennedy)
34 Urquidez, Jason	RHP	R/R	6-1	165	Jr./TR	Simi Valley, Calif. (Central Arizona CC)
35 Mousser, Jeff	RHP	R/R	6-2	215	Sr./TR	Tempe, Ariz. (Marcos de Niza/BYU)
37 Zinicola, Zechry	RHP/DH	R/R	6-1	205	Fr./HS	San Bernadino, Calif. (Arlington)
38 Hall, Ladd	RHP	R/R	6-3	205	Jr./TR	Hereford, Ariz. (Eastern Arizona CC)
40 Bresnehan, Pat	RHP	R/R	6-1	205	Fr./HS	Sherborn, Mass. (Dover Sherborn)
41 Blake, Josh	LHP	L/L	6-4	195	Fr./HS	Overland Park, Kan. (Blue Valley West)
45 Averill, Erik	LHP	L/L	6-2	190	So./1V	Orange, Calif. (Villa Park)
47 Marotz, Ty	RHP	R/R	6-2	200	Jr./TR*	Crystal Lake, Ill. (Mesa CC)
49 Bordes, Brett	LHP	L/L	5-10	175	So./1V	Mesa, Ariz. (Dobson)
50 Webb, Travis	LHP/DH	L/L	6-4	200	Fr./HS	Spokane, Wash. (Lewis & Clark HS)

<u>CATCHERS</u>	<u>POS</u>	<u>B/T</u>	<u>HT</u>	<u>WT</u>	<u>YR/EXP</u>	<u>Hometown (High School/Last School)</u>
5 Walker, Brian^	C	L/R	6-0	195	Fr./HS	Tulsa, Okla. (Union)
19 Bocchi, Joel	C	R/R	5-11	190	Jr./2V	Phoenix, Ariz. (Desert Vista)
39 Gosewisch, Tuffy	C	R/R	5-10	185	Jr./2V	Scottsdale, Ariz. (Horizon)
60 Schoenberger, Garrett	C	R/R	5-11	195	Jr./2V*	Juneau, Alaska (Juneau-Douglas)

<u>INFIELDERS</u>	<u>POS</u>	<u>B/T</u>	<u>HT</u>	<u>WT</u>	<u>YR/EXP</u>	<u>Hometown (High School/Last School)</u>
2 Pedroia, Dustin	SS	R/R	5-8	180	Jr./2V	Woodland, Calif. (Woodland)
3 Landry, Jeff^	INF	R/R	5-9	170	Fr./HS	Walnut Creek, Calif. (Clayton Valley)
6 Dhaenens, Seth	INF	L/R	6-1	175	Fr./RS*	Chandler, Ariz. (Mountain Pointe)
10 Persichina, Joe	INF	L/R	6-0	180	Fr./HS	Rolling Hills Estates, Calif. (Peninsula)
15 Asanovich, Josh	INF	R/R	6-0	190	Jr./TR	Gold Canyon, Ariz. (Central Arizona CC)
20 Walsh, Nick	2B	L/R	5-7	176	Sr./3V*	Alamo, Calif. (De la Salle)
23 Henne, Matt^	1B	L/R	6-1	200	Fr./HS	Scottsdale, Ariz. (Paradise Valley)
32 Cook, Chris	1B	R/R	6-5	215	Jr./TR	Mesa, Ariz. (Mesa CC)

<u>OUTFIELDERS</u>	<u>POS</u>	<u>B/T</u>	<u>HT</u>	<u>WT</u>	<u>YR/EXP</u>	<u>Hometown (High School/Last School)</u>
4 Buck, Travis	OF	L/R	6-3	210	So./1V	Richland, Wash. (Richland)
9 Curtis, Colin	OF	L/L	6-0	190	Fr./HS	Issaquah, Wash. (Issaquah)
11 Larish, Jeff	OF	L/R	6-2	195	Jr./2V	Tempe, Ariz. (McClintock)
12 Laguna, Rocky^	OF	L/R	5-11	185	Fr./HS	Yuma, Ariz. (Kofa)
16 Cadena, Nick	OF	R/R	6-1	200	So./1V*	Glendale, Ariz. (Apollo)
17 McKenna, Ryan	OF	L/R	5-10	175	Jr./2V*	Elgin, Ill. (Larkin)
25 Williams, Eric^	OF	S/L	5-10	170	Fr./HS	Carmel, NY (Trinity-Pawling)
27 Holiday, Taylor^	UTL	R/R	5-11	170	Fr./HS	Laguna Niguel, Calif. (Mission Viejo)
51 Cosentino, Joe	OF	R/R	5-11	185	Jr./TR	Henderson, Nev. (Phoenix College)

\* - Has utilized redshirt year  
^ - possible redshirt in 2004

**Head Coach:** 7 Pat Murphy (10th year)

**Assistant Coaches:** 62 Jay J. Sferra (9th year), 66 Mike Rooney (6th year), 29 Chris Sinacori (3rd year)

**Director of Baseball Operations:** Graham Rossini (5th year)

**Operations and Recruiting Assistant:** Steve Kirkman (6th year)

**Undergraduate Assistant:** Carlos Arguello (1st year)

**Manager:** Graham Ferguson (1st year)

**Office Assistant:** Sammie Nakama (2nd year)

**Sports Medicine:** Kenny McCarty (7th year)

**Media Relations:** Jeff Evans (4th year)

### Numerical

2	Dustin Pedroia, SS
3	Jeff Landry, INF
4	Travis Buck, OF
5	Brian Walker, C
6	Seth Dhaenens, INF
9	Colin Curtis, OF
10	Joe Persichina, INF
11	Jeff Larish, OF/1B
12	Rocky Laguna, OF
15	Josh Asanovich, INF
16	Nick Cadena, OF/1B
17	Ryan McKenna, OF
19	Joel Bocchi, C
20	Nick Walsh, 2B
21	Quentin Andes, RHP
23	Matt Henne, 1B
25	Eric Williams, OF
26	Pat Cassa, LHP/OF
27	Taylor Holiday, UTL
32	Chris Cook, 1B
34	Jason Urquidez, RHP
35	Jeff Mousser, RHP
37	Zechry Zinicola, RHP/DH
38	Ladd Hall, RHP
39	Tuffy Gosewisch, C
40	Pat Bresnehan, RHP
41	Josh Blake, LHP
45	Erik Averill, LHP
47	Ty Marotz, RHP
49	Brett Bordes, LHP
50	Travis Webb, LHP/DH
51	Joe Cosentino, OF
60	Garrett Schoenberger, C

### By Position

Catchers	4
Pitchers	12
Infielders	8
Outfielders	9

\*players with multi-positions included

### By Class

Seniors	2
Juniors	12
Sophomores	4
Freshmen	15

### By State

Arizona	12
California	9
Washington	3
Illinois	2
Alaska	1
New Mexico	1
Nevada	1
Oklahoma	1
Kansas	1
Massachusetts	1
New York	1

### Batting

Righties	17
Lefties	15
Switch	1

### Pitching

Righties	7
Lefties	5

